



CANTERBURY DISTRICT PLAYING PITCH STRATEGY ASSESSMENT REPORT

APRIL 2020

QUALITY, INTEGRITY, PROFESSIONALISM

Knight, Kavanagh & Page Ltd
Company No: 9145032 (England)

MANAGEMENT CONSULTANTS

Registered Office: 1 -2 Frecheville Court, off Knowsley Street, Bury BL9 0UF
T: 0161 764 7040 E: mail@kcp.co.uk www.kcp.co.uk



6543

CANTERBURY DISTRICT PLAYING PITCH STRATEGY ASSESSMENT REPORT

CONTENTS

PART 1: INTRODUCTION AND METHODOLOGY.....	2
PART 2: FOOTBALL	15
PART 3: CRICKET	38
PART 4: RUGBY UNION.....	60
PART 5: HOCKEY	77
PART 6: THIRD GENERATION ARTIFICIAL GRASS PITCHES (3G PITCHES).....	93
PART 7: TENNIS.....	106
PART 8: BOWLING GREENS.....	123
PART 9: ATHLETICS	129
PART 10: NETBALL	134
PART 11: GOLF	140
PART 12: OTHER SPORTS.....	145
APPENDIX 1: SPORTING CONTEXT.....	147

CANTERBURY DISTRICT PLAYING PITCH STRATEGY ASSESSMENT REPORT

ABBREVIATIONS

3G	Third Generation (artificial turf)
AGP	Artificial Grass Pitch
BC	Bowls Club
CC	Cricket Club
CCC	Canterbury City Council
DCMS	Department for Digital, Culture, Media and Sport
ECB	England and Wales Cricket Board
EH	England Hockey
FA	Football Association
FC	Football Club
FE	Further Education
FIFA	Fédération Internationale de Football Association
FIH	Federation of International Hockey
HC	Hockey Club
HE	Higher Education
KKP	Knight, Kavanagh and Page
LFFP	Local Football Facility Plan
LMS	Last Man Stands
LTA	Lawn Tennis Association
MES	Match equivalent sessions
MUGA	Multi use games area
NGB	National Governing Body
NPPF	National Planning Policy Framework
NTP	Non turf pitch
PPS	Playing Pitch Strategy
RFU	Rugby Football Union
RUFC	Rugby Union Football Club
TC	Tennis Club
TGR	Team Generation Rate
U	Under

CANTERBURY DISTRICT PLAYING PITCH STRATEGY ASSESSMENT REPORT

PART 1: INTRODUCTION AND METHODOLOGY

This is the Playing Pitch Strategy Assessment Report prepared by Knight Kavanagh & Page (KKP) for Canterbury City Council (CCC) and its partners covering Canterbury District Area.

In agreement with Sport England and the relevant National Governing Bodies of Sport (NGBs), the report presents an updated supply and demand assessment of playing pitch facilities in accordance with Sport England's 2013 Guidance 'Developing a Playing Pitch Strategy'. It has been followed to develop a clear picture of the balance between the local supply of, and demand for, playing pitches and other outdoor sports.

The guidance details a stepped approach to developing a Playing Pitch Strategy (PPS). These steps are separated into five distinct sections:

- ◀ Stage A: Prepare and tailor the approach (Step 1)
- ◀ Stage B: Gather information and views on the supply of and demand for provision (Steps 2 & 3)
- ◀ Stage C: Assess the supply and demand information and views (Steps 4, 5 & 6)
- ◀ Stage D: Develop the strategy (Steps 7 & 8)
- ◀ Stage E: Deliver the strategy and keep it robust and up to date (Steps 9 & 10)

Stages A to C are covered in this report.

Stage A: Prepare and tailor the approach

Why the PPS is being developed

Residents of and visitors to Canterbury District have access to a wide range of open spaces for amenity use from formal playing fields such as Thanington Recreation Ground, multi-use open spaces like War Memorial Park, Herne Bay; and informal kick-about areas. Many of these are owned and managed by the City Council, but others are provided by organisations such as town and parish councils. Canterbury City Council has a Green Infrastructure strategy and a draft Open Space Strategy (which is currently under review). The final PPS will be integrated with the revised Open Space Strategy, and together these documents will support relevant standards and policies in the review of the Council's Local Plan (adopted in July 2017).

The key purpose of the commission is to provide an up to date evidence base to inform the review of the adopted Canterbury District Local Plan. The PPS will be used to provide an assessment of the quantity and quality of all playing pitches, relevant sporting facilities and associated infrastructure within the District; assess future demand and provide an up to date justification for the existing playing pitch allocations within the adopted Local Plan; inform any review of the Infrastructure Delivery Plan and any other relevant strategies; inform the Council's priorities developing local sports clubs.

The PPS will also link to commitments in Canterbury City Council's Corporate Plan (2016-2020), albeit this is current under review, such as the commitment to contribute to the good health of local people, ensuring affordable, varied and locally accessible facilities for leisure.

CANTERBURY DISTRICT PLAYING PITCH STRATEGY ASSESSMENT REPORT

The Local Plan review must be based upon robust and up-to-date evidence to be found 'sound' at examination and be adopted by the Council. One of the core planning principles of the NPPF is to improve health, social and cultural wellbeing for all and deliver sufficient community and cultural facilities and services to meet local needs. Section 8 of the NPPF deals specifically with the topic of healthy communities; Paragraph 96 discusses the importance of access to high quality open spaces and opportunities for sport and recreation that can make an important contribution to the health and well-being of communities.

Paragraphs 96 and 97 discuss assessments and the protection of "existing open space, sports and recreational buildings and land, including playing fields". Paragraph 99 and 100 also promote the identification of important green spaces by local communities and the protection of these facilities. Such spaces may include playing fields.

This PPS will act as a further evidence base and will update the existing evidence to take account of changes in provision, planned development and the local needs of the community and changes to planning policy context.

In line with the Local Plan review, the PPS will incorporate future demand covering the period up to 2040 and will take into account all outdoor sports facilities within Canterbury District, including City Council, parish/town council and privately-owned facilities. This will include an assessment of outdoor sports facilities on the District's coastline, identifying the unique contribution of the coastal environment, and recognising the potential development of the coast and how this might be achieved, to provide a high quality environment for outdoor activities.

The key objectives for the Playing Pitch Strategy are:

- ◀ Provide a clear understanding of current and anticipated sport participation and playing pitch provision in Canterbury District.
- ◀ Provide a framework and action plan to support growth in participation in sport in line with National Governing Bodies objectives.
- ◀ Establish an up to date understanding of the demand for outdoor sports facilities and associated facilities, and an understanding of cross boundary participation of sports teams.
- ◀ Outline current and future demand for playing pitches and sports up to 2040 (Local Plan period) and identify deficiencies or surpluses in provision and options for addressing these.
- ◀ Create strategic recommendations relating to the management of sites and potential enhancement of existing sites.

Management and delivery

A Project Team from the Council has worked with KKP to ensure that all relevant information is readily available and to support the consultants as necessary to ensure that project stages and milestones are delivered on time.

The Steering Group should continue to lead and drive this PPS forward during its development and also to ensure the delivery of its recommendations and actions. The membership of the group is balanced and representative of the different parties and key drivers behind the work and the providers and users of playing pitches in the study area.

CANTERBURY DISTRICT PLAYING PITCH STRATEGY ASSESSMENT REPORT

The Steering Group is and has been responsible for the direction of the PPS from a strategic perspective and for supporting, checking and challenging the work of the project team. The Steering Group is made up of representatives from the Council, Sport England, and National Governing Bodies of Sport (NGBs). It will be important for the Steering Group to continue once the PPS has been finalised for several reasons, including a continuing responsibility to:

- ◀ Be a champion for playing pitch provision in the area and promote the value and importance of the PPS.
- ◀ Ensure implementation of the PPS's recommendations and action plan.
- ◀ Monitor and evaluate the outcomes of the PPS.
- ◀ Ensure that the PPS is kept up to date and refreshed.

Scope

The Council has set out that the PPS should cover the nine sports covered by the existing PPS (including grass and artificial surfaces):

- ◀ Football
- ◀ Cricket
- ◀ Rugby union
- ◀ Hockey
- ◀ Tennis
- ◀ Bowls
- ◀ Athletics
- ◀ Netball
- ◀ Golf
- ◀ Other relevant sports i.e. rounders, American football, lacrosse and coastal sports

It should be noted that for the non-pitch sports, (i.e. tennis, bowls and netball etc) included within the scope of this study, the supply and demand principles of Sport England Guidance: Assessing Needs and Opportunities Guide for Indoor and Outdoor Sports Facilities (ANOG) are followed to ensure the process is compliant with the NPPF.

Study area

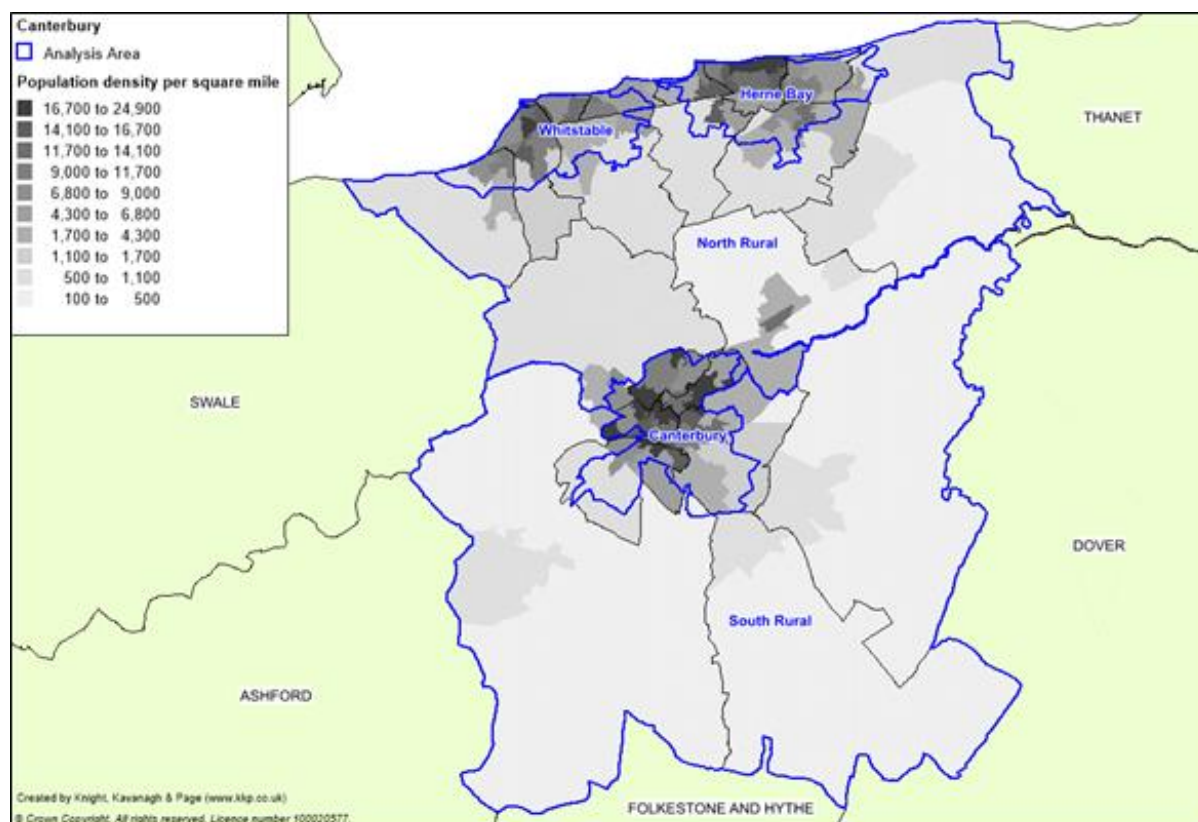
The current population in Canterbury District is 164,553 (ONS mid-year population estimate 2018), with the majority of this based around the three main settlements, Canterbury, Whitstable and Herne Bay. In addition to this, the District has a significant number of visitors each year, with 7.8 million people visiting the Local Authority in 2017. Canterbury District has the second largest population in Kent, behind Maidstone Borough Council; with a higher proportion of 15-24 year olds than the Kent County Council average. This is due to the presence of both the University of Kent, Canterbury Christ Church University, University for the Creative Arts and Girne American University, as well as, private educational institutions within the District.

The Study Area will comprise the whole of the City Council's administrative area with further in-depth analysis of key areas. These analysis areas are based around Whitstable, Canterbury City, Herne Bay, Rural North and Rural South; and are applied to relevant sports to provide further supply and demand analysis insight. This will be particularly important for sports with larger participation levels such as football.

CANTERBURY DISTRICT PLAYING PITCH STRATEGY ASSESSMENT REPORT

Cross-boundary issues will also be explored to determine the level of imported and exported demand; with some known demand imported and exported from Dover District, as identified in the Dover District PPS. Identifying any reasons for displacement of demand will also be assessed during consultation. It is highlighted for instance that Canterbury City FC is currently displaced to Faversham (Swale) to access provision.

Figure 1.1: Analysis area map



Local context

Canterbury City Council Corporate Plan 2016-2020 (currently being reviewed)

The stated aims and objectives of CCC's Corporate Plan are:

Theme	Description
People	Residents enjoy a good quality of life and those in need are supported
Aims	Working to achieve enough high-quality housing to meet everyone's needs. Contributing to the good health of local people. Focussing community support on those in most need of it. Acting with others to protect communities from flooding, crime and anti-social behaviour. Inspiring people through a wide range of cultural activities and opportunities.
Places	Make the most of the unique built and natural environment
Aims	Making the city, towns and villages places to be proud of. Keeping the district clean. Protecting and enhancing open spaces, heritage and wildlife.

CANTERBURY DISTRICT PLAYING PITCH STRATEGY ASSESSMENT REPORT

Prosperity	The district has a resilient, diverse economy which supports job growth
Aims	Supporting Business Growth. Enabling infrastructure improvements to regenerate urban spaces and deliver economic growth.

Canterbury District Local Plan (adopted July 2017)

This plan sets out the vision for the area from 2011-2031. It provides certainty for local people, developers and others about planning decisions for the area. It aims to:

- ◀ Create well-designed new communities, with good access to jobs and services
- ◀ Make sure there is enough housing, and different types of housing, to meet the needs of local people and support new job creation.
- ◀ Protect sensitive landscape and wildlife areas, and other key environmental assets such as the World Heritage Site, the Area of Outstanding Natural Beauty and Conservation Areas.
- ◀ Make certain that new infrastructure, such as transport, schools and health facilities, are provided in parallel with development.
- ◀ Protect and strengthen town and village centres.
- ◀ Support the growth of the universities and colleges.
- ◀ Support development of new and improved cultural and leisure facilities.

The Council has evidence which indicates that there is a need to grow and broaden the economy and provide housing to meet local needs and to support the local economy.

Vision and Strategy

The Council's vision for the district is that *"through focused, well-planned and environmentally sustainable growth, by 2030 the Canterbury District will be defined by a dynamic strong economy and distinctive cultural and visitor experience from which our communities will prosper. As a council we will provide leadership for our community and shape our district through working in partnership to deliver our vision. We are ambitious and will do the best for our people and will be prepared to take the difficult decisions which may be needed when choices have to be made. We will support the growth needed to deliver our ambition of having a strong dynamic economy and a skilled well-paid workforce supported by the quality of life and housing of the appropriate scale and quality."*

Plan objectives

- ◀ To strengthen and broaden the local economy.
- ◀ To provide sufficient housing to meet local housing need and support economic growth.
- ◀ To protect the built and natural environment.
- ◀ To develop sustainable communities and seek to ensure that adequate community facilities are provided.

Open Space Strategy 2014-2020 (currently being reviewed)-

The Open Space Strategy is a supporting document of, and defers to, the Local Plan. It sets out how Canterbury will protect and enhance open space in the district. Its vision is *'To develop an interconnected network of diverse, high quality open spaces which meet the needs of local people and make a significant contribution to raising the quality of life for all residents and visitors to the Canterbury district'*. The aim is to *'Aspire to protect and enhance the existing quality of public open space and promote its usage'*.

CANTERBURY DISTRICT PLAYING PITCH STRATEGY ASSESSMENT REPORT

Canterbury District Green Infrastructure Strategy 2018-2031

The Green Infrastructure Strategy sits alongside and supports the delivery of both CCC's adopted Local Plan 2017 and Corporate Plan, both of which recognise the importance of environmental sustainability and the protection of Canterbury district's outstanding natural assets. It brings together the objectives and actions of several CCC strategies, policy documents and evidence reports, including the Transport Strategy, the Riverside Strategy, the Open Spaces Strategy and the Landscape and Biodiversity Appraisal plus others.

Canterbury District Transport Strategy 2014-31 (adopted July 2017)

This is a joint document of CCC and Kent County Council (KCC) and has been prepared to provide the transport policy framework for the Canterbury District to the year 2031. The main stated objectives are to:

- ◀ Provide a detailed policy framework for the district which is consistent with National and Regional transport policies including KCC's transport plan "Growth without Gridlock in Kent and Medway (GwG)".
- ◀ Support CCC's Local Plan taking account of committed/proposed levels of development.
- ◀ Identify the transport improvements and solutions that are required to support and accommodate the predicted increase in travel demand.
- ◀ Provide a funding and delivery mechanism for the identified transport improvements and actions.

Strategic Programme for commissioning and support 2017-2020

The aspiration for CCC, as identified in this document, is that it will ensure best value by targeting investments in internal and external services, to respond to and deliver the corporate plan. To achieve this, the Council will work with the diverse cultural, sports and voluntary sectors to complement and enhance the local economy and vibrant communities. These communities will feel empowered to identify and provide services in response to local social and economic need, helping to support people, places and prosperity within the district."

Active partnership

Active Partnerships are locally based strategic organisations which recognise that activity levels are affected by a complex system of influences and that no single organisation or programme creates sustainable change at scale. By adopting a collaborative whole system approach, they seek to make active lifestyles the social norm for everyone and address the levels of inactivity in society.

The Active Partnership for Canterbury is *Kent Sport*. It is an integrated team of Kent County Council and Sport England funded staff, working together for the county. Kent Sport is part of a nationwide network of 43 active partnerships which work collaboratively with local partners and networks across the county, to create the conditions for an active nation using the power of sport and physical activity to transform lives.

Kent Sport has produced *A Strategic Framework for Sport and Physical Activity in Kent and Medway 2017-2021*. Its vision is 'More people, More active, More often' and the Aim is to make Kent more active by 2021. Its priorities are:

- ◀ Increasing participation.
- ◀ Supporting inactive people to become active.
- ◀ Link to social agendas (health, education etc.)

CANTERBURY DISTRICT PLAYING PITCH STRATEGY ASSESSMENT REPORT

- ◀ Opportunities for children and young people to be active.
- ◀ Addressing inequalities in engagement with sport by targeting certain groups (women, lower socio-economic population, black and ethnic minorities, disabled and older people).
- ◀ Improving facilities.
- ◀ Supporting voluntary sector and volunteering.
- ◀ Supporting talented performers.
- ◀ Maximising the benefit of major events.

Kent CC and Medway - Health and Social Care Sustainability and Transformation Plan

The Health and Social Care Sustainability and Transformation Plan (STP) includes four themes; Care Transformation, Productivity, Enablers and System Leadership. Under the Care Transformation theme there are four key areas including prevention which in turn includes four priorities:

- ◀ Obesity and physical activity.
- ◀ Smoking cessation and prevention.
- ◀ Workplace health.
- ◀ Reduce alcohol-related harms in the population.

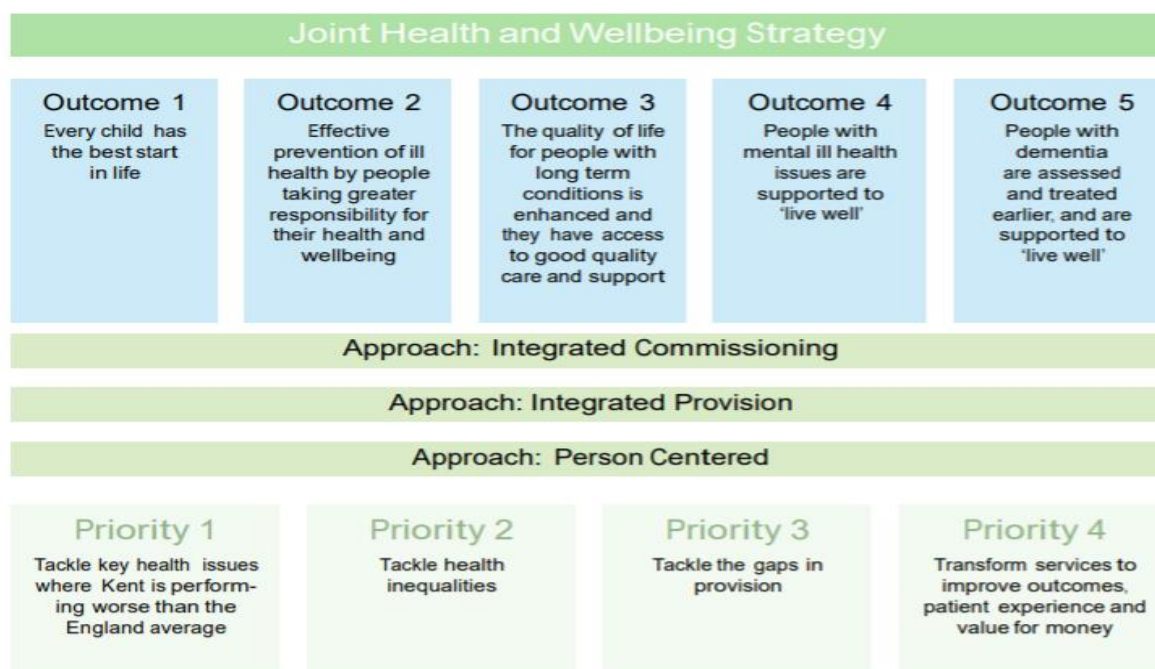
Kent Health & Wellbeing Board - Joint Health and Wellbeing Strategy

This strategy has been extended until 2021 to take account of the creation of the Kent and Medway Health and Wellbeing Board in partnership with Medway Council and the work of the STP. This strategy aims to confront that challenge, to improve the areas in which - despite generally good levels of health - Kent lags behind the country as a whole, and to tackle the significant differences in people's health and wellbeing across the county.

Vision

Improve health and wellbeing outcomes, deliver better coordinated quality care, improve the public's experience of integrated health and social care services and ensure that the individual is involved and at the heart of everything we do.

Figure 2.6: Joint health and wellbeing strategy outcomes



CANTERBURY DISTRICT PLAYING PITCH STRATEGY ASSESSMENT REPORT

Canterbury and Coastal Health and Wellbeing Board is hosted by CCC. It meets on a monthly basis to plan how best to meet the health needs of the local population and overcome health inequalities (for example, life expectancy differences for people across the Canterbury and Coastal area). Its mission is to secure the highest quality, most cost effective and compassionate care as close to home for patients as possible.

Active Life is a not-for-profit charitable trust which operates leisure centres on behalf of CCC. It merged with Fusion Lifestyle in April 2019, which is also a registered charity. Active Life has become a subsidiary of Fusion but will retain its identity and a local board to operate Kingsmead Leisure Centre, Canterbury, Herons Leisure Centre and Bay Sports Arena, Herne Bay and Whitstable Swimming Pool and Whitstable Sports Centre, Whitstable.

Active Life has agreed 50-year leases for the CCC's three main leisure centres and will work with Fusion to deliver an investment package of c.£11.5m into Kingsmead Leisure Centre, Herons Leisure Centre and Whitstable Swimming Pool.

The agreement also includes changes to the financial arrangements between the CCC and the operators. CCC will receive a set annual payment rather than paying a subsidy to Active Life from the start of the Contract.

Please refer to Appendix One: Sporting Context for the sport by sport NGB context.

Stage B: Gather information and views on the supply of and demand for provision

It is essential that a PPS is based on the most accurate and up-to-date information available for the supply of and demand for playing pitches. This section provides details about how this information has been gathered in Canterbury District.

Gather supply information and views – an audit of playing pitches

PPS guidance uses the following definitions of a playing pitch and playing field. These definitions are set out by the Government in the 2010 'Town and Country Planning (Development Management Procedure) (England) Order'.¹

- ◀ ***Playing pitch*** – a delineated area which is used for association football, rugby, cricket, hockey, lacrosse, rounders, baseball, softball, American football, Australian football, Gaelic football, shinty, hurling, polo or cycle polo.
- ◀ ***Playing field*** – the whole of a site which encompasses at least one playing pitch.

Although the statutory definition of a playing field which meets a minimum size, this PPS takes into account smaller size sites that contribute to the supply side, for example, a site containing a mini 5v5 football pitch. This PPS counts individual grass pitches (as a delineated area) as the basic unit of supply. The definition of a playing pitch also includes artificial grass pitches (AGPs).

As far as possible the Assessment Report aims to capture all of the outdoor sports facilities within Canterbury District; however, there may be instances, for example, on school sites, where access was not possible and has led to omissions within the report. Where pitches have not been recorded within the report they remain as pitches and for planning purposes continue to be so. Furthermore, exclusions of a pitch does not mean that it is not required from a supply and demand point of view.

¹www.sportengland.org>Facilities and Planning> Planning Applications

CANTERBURY DISTRICT PLAYING PITCH STRATEGY ASSESSMENT REPORT

Quantity

All playing pitches are included irrespective of ownership, management and use. Playing pitch sites were initially identified using Sport England's Active Places web based database. The Council and NGBs supported the process by checking and updating this initial data. This was also verified against club information supplied by local leagues.

For each site the following details were recorded in the project database (which will be supplied as an electronic file):

- ◀ Site name, address (including postcode) and location
- ◀ Ownership and management type
- ◀ Security of tenure
- ◀ Total number, type and quality of pitches.

Accessibility

Not all pitches offer the same level of access to the community. The ownership and accessibility of playing pitches also influences their actual availability for community use.

Each site is assigned a level of community use as follows:

- ◀ **Available for community use and used** - pitches in public, voluntary, private or commercial ownership or management (including education sites) recorded as being available for hire and currently in use by teams playing in community leagues.
- ◀ **Available but unused** - pitches that are available for hire but are not currently used by teams which play in community leagues; this most often applies to school sites but can also apply to sites which are expensive to hire.
- ◀ **No community use** - pitches which as a matter of policy or practice are not available for hire or use by teams playing in community leagues. This should include professional club pitches along with some semi-professional club pitches where play is restricted to the first or second team.
- ◀ **Disused** – pitches that are not being used at all by any users and are not available for community hire either. Once these sites are disused for five or more years they will then be categorised as 'lapsed sites'.
- ◀ **Lapsed** - last known use was as a playing field more than five years ago (these fall outside of Sport England's statutory remit but still have to be assessed using the criteria in paragraph 97 of the National Planning Policy Framework).

In addition, there should be a good degree of certainty that the pitch will be available to the community for at least the following three years. A judgement is made based on the information gathered and a record of secured or unsecured community use put against each site.

Quality

The capacity of pitches to regularly provide for competitive play, training and other activity over a season is most often determined by their quality. As a minimum, the quality and therefore the capacity of a pitch affects the playing experience and people's enjoyment of a sport. In extreme circumstances it can result in a pitch being unable to cater for all or certain types of play during peak and off peak times.

CANTERBURY DISTRICT PLAYING PITCH STRATEGY ASSESSMENT REPORT

It is not just the quality of the pitch itself which has an effect on its capacity but also the quality, standard and range of ancillary facilities. The quality of both the pitch and ancillary facilities will determine whether a pitch is able to contribute to meeting demand from various groups and for different levels and types of play.

The quality of all pitches identified in the audit and the ancillary facilities supporting them are assessed regardless of ownership, management or availability. Along with capturing any details specific to the individual pitches and sites, a quality rating is recorded within the audit for each pitch.

These ratings are used to help estimate the capacity of each pitch to accommodate competitive and other play within the supply and demand assessment.

In addition to undertaking non-technical assessments (using the templates provided within the guidance and as determined by NGBs), users and providers were also consulted on the quality and in some instances the quality rating was adjusted to reflect this.

Gather demand information and views

Presenting an accurate picture of current demand for outdoor sports facilities (i.e. recording how and when provision is used) is important when undertaking a supply and demand assessment.

Demand for outdoor sports facilities in Canterbury District tends to fall within the following categories:

- ◀ Organised competitive play
- ◀ Organised training
- ◀ Informal play

Current and future demand for outdoor sports facilities is presented on a sport by sport basis within the relevant sections of this report.

In addition, unmet, latent, imported and exported demand for provision is also identified within each section. Unmet and latent demand is defined as the number of additional teams that could be fielded if access to a sufficient number of outdoor sports facilities (and ancillary provision) was available, whereas exported and imported demand refers to those that are playing outside of their local authority of choice.

A variety of consultation methods were used to collate such demand information. Firstly, face to face consultation was carried out with key clubs from each sport, thus allowing for the collection of detailed demand information and an exploration of key issues to be interrogated and more accurately assessed. For all remaining clubs, an online survey (converted to postal if required) was utilised.

Local sports development officers, county associations and regional governing body officers advised which of the clubs to include in the face to face consultation and Sport England was also included within the consultation process prior to the project commencing. Issues identified by clubs returning questionnaires were followed up by telephone or face to face interviews.

As key providers and users of outdoor sports facilities, educational establishments were also consulted. This involved face to face meetings with secondary schools and colleges and an online survey being sent to primary schools, special schools and independent schools.

CANTERBURY DISTRICT PLAYING PITCH STRATEGY ASSESSMENT REPORT

CANTERBURY DISTRICT PLAYING PITCH STRATEGY ASSESSMENT REPORT

Future demand

Alongside current demand, it is important for a PPS to assess whether the future demand for playing pitches can be met. Using population projections, and proposed housing growth (if available), an estimate can be made of the likely future demand for playing pitches.

Team generation rates are used to provide an indication of how many people it may take to generate a team (by gender and age group), in order to help estimate the change in demand for pitch sports that may arise from any population change in the study area.

Future demand for pitches is calculated by adding the percentage increases, to the ONS population increases in each analysis area. This figure is then applied to the TGRs and is presented on a sport by sport basis within the relevant sections of this report.

Other information sources that were used to help identify future demand include:

- ◀ Recent trends in the participation in playing pitch sports.
- ◀ The nature of the current and likely future population and their propensity to participate in pitch sports.
- ◀ Feedback from pitch sports clubs on their plans to develop additional teams.
- ◀ Any local and NGB specific sports development targets (e.g. increase in participation).

Population

The current resident population in Canterbury District is 164,553². By 2040 (the period to which this assessment projects population based future demand, in line with the Local Plan period) the District's population is projected to increase to 193,608³ representing an increase of 29,055 (or equivalent to a percentage increase of 18%) according to ONS data.

Current and future demand for playing pitches is presented on a sport by sport basis within the relevant sections of this report.

Stage C: Assess the supply and demand information and views

Supply and demand information gathered within Section B was used to assess the adequacy of playing pitch provision in Canterbury District. It focused on how much use each site could potentially accommodate (on an area by area basis) compared to how much use is currently taking place.

Understand the situation at individual sites

Qualitative pitch ratings are linked to a pitch capacity rating derived from NGB guidance and tailored to suit a local area. The quality and use of each pitch is assessed against the recommended pitch capacity to indicate how many match equivalent sessions per week (per season for cricket) a pitch could accommodate.

² Source: ONS Mid-2018 Population Estimates for Lower Layer Super Output Areas in England and Wales by Single Year of Age and Sex

³ Data Source: ONS 2016-based projections 2016-2041. Released: 24 May 2018

CANTERBURY DISTRICT PLAYING PITCH STRATEGY ASSESSMENT REPORT

This is compared to the number of matches actually taking place and categorised as follows, to identify:

Potential spare capacity: Play is below the level the site could sustain.	
At capacity: Play is at a level the site can sustain.	
Overused: Play exceeds the level the site can sustain.	

Develop the current picture of provision

Once capacity is determined on a site by site basis, actual spare capacity is calculated on an area by area basis via further interrogation of temporal demand. Although this may have been identified, it does not necessarily mean that there is surplus provision. For example, spare capacity may not be available when it is needed or the site may be retained in a 'strategic reserve' to enable pitch rotation to reduce wear and tear.

Capacity ratings assist in the identification of sites for improvement/development, rationalisation, decommissioning and disposal.

Develop the future picture of provision - scenario testing

Modelling scenarios to assess whether existing provision can cater for unmet, displaced and future demand is made after the capacity analysis. This will also include, for example, removing sites with unsecured community use to demonstrate the impact this would have if these sites were to be decommissioned in the future.

Identify the key findings and issues

By completing Stage A-C, it is possible to identify several findings and issues relating to the supply, demand and adequacy of playing pitch provision in Canterbury District. This report seeks to identify and present the key findings and issues, which should now be checked, challenged and agreed by the Steering Group prior to development of the Strategy (Stage D).

The following sections summarise the local administration of the main grass pitch sports in Canterbury District. Each provides a quantitative summary of provision and a map showing the distribution of facilities. It also provides information about the availability of facilities to/for the local community and, the governing body of each sport and regional strategic plan (where they exist). Local league details are provided in order to outline the competitive structure for each sport. The findings of club consultation and key issues for each sport are summarised.

CANTERBURY DISTRICT PLAYING PITCH STRATEGY ASSESSMENT REPORT

PART 2: FOOTBALL

2.1: Introduction

Kent FA is the primary organisation responsible for development (and some elements of administration) of football in Canterbury District. It is also responsible for the administration (governance), in terms of discipline, rules and regulations, cup competitions and representative matches, development of clubs and facilities, referees, coaching courses and delivering national football schemes.

This section of the report focuses on the supply and demand for grass football pitches. Part 6 captures supply and demand for third generation pitches (3G pitches) which are the preferred AGP (artificial grass pitch) surface type for football. In future, it is anticipated that there will be a growing demand for the use of 3G pitches for competitive football fixtures, especially to accommodate mini and youth football.

Local Football Facility Plans (LFFPs)

To support in delivery of the National Football Facilities Strategy, the FA has commissioned a national project. A Local Football Facility Plan (LFFP) will be produced for every local authority across England by early 2020. Each plan will be unique to its area as well as being diverse in its representation, including currently under-represented communities.

Identifying strategic priorities for football facilities across the formal, recreational and informal game, LFFPs will establish a ten-year vision for football facilities that aims to transform the playing pitch stock in a sustainable way. They will identify key projects to be delivered and act as an investment portfolio for projects that require funding. As such, around 90% of all future facility investments will be identified via LFFPs.

Each LFFP will focus on four key aspects:

- ◀ 3G pitches
- ◀ Grass pitches
- ◀ Changing room clubhouses/pavilions
- ◀ Small-sided football facilities

The LFFP for Canterbury District is due to be produced in the coming months and will be informed by this PPS Assessment Report.

Consultation

Together, the Council and Kent FA, identified several clubs for face-to-face meetings with six taking place covering Canterbury City FC, Canterbury Eagles FC, Rising Stars Youth FC, Whitstable Town FC, Barham Youth FC and Tankerton FC.

All other clubs, playing in Canterbury District in the 2019/20 season were sent an electronic survey. Contact details were provided by Kent FA and the invitation to complete the survey was distributed via email to all youth and senior clubs (both boys and girls, men's and women's). Non-responses were chased via email and telephone. A response rate of 79% of teams was achieved.

CANTERBURY DISTRICT PLAYING PITCH STRATEGY ASSESSMENT REPORT

2.2: Supply

The audit identifies a total of 146 grass football pitches within Canterbury District across 51 sites. Of these, 127 are available, at some level, for community use (albeit not necessarily being used).

The remaining pitches unavailable for community use are located at education sites, where pitch availability is often driven by school policy.

Table 2.1: Summary of grass football pitches available to the community

Analysis area	Available for community use					Totals
	Adult	Youth 11v11	Youth 9v9	Mini 7v7	Mini 5v5	
Canterbury City	13	5	6	4	1	29
Herne Bay	7	-	4	7	6	24
North Rural	18	6	9	9	3	45
South Rural	6	2	3	5	4	20
Whitstable	1	-	2	5	1	9
Canterbury District	45	13	24	30	15	127

Most pitches in Canterbury District are adult size when compared to other pitch types. In Canterbury District, many adult pitches double up as youth 11v11 pitches. In total, 45 youth 11v11 teams currently use adult pitches for home matches; 21 of which are U13 or U14 age groups; which is not ideal for youth players and is not in line with the FA Youth Review.

Please note that the audit only assesses dedicated, line marked pitches and it is likely that younger age groups will play across senior pitches or on informal pitches marked out with cones.

In accordance with the FA Youth Review, U17 and U18 teams can play on adult pitches. The FA's recommended pitch size for adult football is 100x64 metres.

Please refer to the table below for more detail:

Table 2.2: FA recommended grass/3G pitch sizes

Age group	Playing format	Recommended pitch dimensions (metres excluding run offs)	Recommended pitch dimensions (metres including run offs)
Mini-Soccer U7/U8	5v5	37x27	43x33
Mini-Soccer U9/U10	7v7	55x37	61x43
Youth U11/U12	9v9	73x46	79x52
Youth U13/U14	11v11	82x50	88x56
Youth U15/U16	11v11	91x55	97x61
Youth U17/U18	11v11	100x64	106x70
Over 18/Adult	11v11	100x64	106x70

There are also five full size 3G pitches suitable for football matches in Canterbury District, two of which, are FA certified pitches (for competitive use).

As FA certified 3G pitches can host competitive matches, demand that would otherwise be supplied on grass pitches can be accommodated; in total, 15 teams from within Canterbury District use 3G pitches for home matches.

CANTERBURY DISTRICT PLAYING PITCH STRATEGY ASSESSMENT REPORT

Disused pitches

Please note that the detached playing field at Briary School was been deemed to be unsafe by the School (due to glass on the pitches) approximately three years ago and as such has not been used since by either the community or by the School. Although one 11v11 youth pitch is marked out, there is space on the site to accommodate another similar size pitch. Herne Bay Wanderers is keen to reinstate use of the site. The site is resolved to grant strategic allocation in the Local Plan (CA//17/02907) and includes replacement of three junior football pitches and a smaller hard surfaced multi-sports pitch on adjacent land.

When the housing development at Mariners View, Whitstable was built the developers agreed to put a mini football pitch in place. Although the pitch now exists, it is not currently in use since it has no support facilities in place (e.g. changing rooms). However, it is a good pitch and could provide future capacity if access to ancillary facilities could be secured.

Westmeads Recreation Ground, Whitstable previously contained football posts but was removed mainly due to the high cost to repair the drainage as the site is heavy clay based soil and the existing drainage is blocked creating standing water even after little rainfall.

Although it previously contained football pitches, Waldens' Pitches, Seasalter (Faversham Road) has not officially been used for matches. There are problems with the drainage channels and the collectors at the end of each row which are standing proud of the ground. In addition to the pitch problems, there are no changing rooms servicing the site.

Church Street Playing Field is owned by Kent County Council and is connected to The Whitstable School. Although it has previously contained pitches, due to misuse and difficulty with clubs securing access between the County Council and the School it has been unused for a few years. Rising Stars Youth has previously used the site for recreational use and has expressed interested in taking on a lease for the site but chose not to progress this due to the cost.

Future supply

Barton Court Academy is a new free school currently under construction on the Old Chaucer Technology School site. Outdoor provision will include three or four football pitches marked on the adjoining playing field. It is not yet known if these will be available for community use.

Tankerton FC is currently in the process of developing a new ground opposite its current facility at Seaview Caravan Park (privately owned with no secure tenure). A 9v9 youth pitch has recently been developed (although not yet in use) and further plans for the site include a new clubhouse, car park and for a further six football pitches.

The new Herne Bay Sports Hub will include provision of a cricket pitch (2021 season) which will also have mini soccer pitches marked out on the outfield during winter.

Pitch quality

The quality of football pitches across Canterbury District has been assessed via a combination of site visits (using non-technical assessments as determined by the FA) and user consultation to reach and apply an agreed rating as follows:

- ◀ Good
- ◀ Standard
- ◀ Poor

CANTERBURY DISTRICT PLAYING PITCH STRATEGY ASSESSMENT REPORT

Pitch quality primarily influences the carrying capacity of a site; often pitches lack the drainage and maintenance necessary to sustain levels of use. Pitches that receive little to no ongoing repair or post-season remedial work are likely to be assessed as poor, therefore limiting the number of games they are able to accommodate each week without it having a detrimental effect on quality.

Conversely, well maintained pitches that are tended to regularly are likely to be of a higher standard and capable of taking a number of matches without a significant reduction in surface quality.

The percentage parameters used for the non-technical assessments were as follows: Good (>80%), Standard (50-80%), Poor (<50%). The final quality ratings assigned to the sites also consider the user quality ratings gathered from consultation.

The following table summarises the quality of pitches that are available for community use. In total, 21 pitches are assessed as good quality, 86 as standard quality and 20 are deemed to be poor quality.

Table 2.3: Pitch quality assessments (community use pitches)

Area	Adult pitches			Youth pitches			Mini pitches		
	Good	Standard	Poor	Good	Standard	Poor	Good	Standard	Poor
Canterbury City	5	8	-	5	6	-	-	5	-
Herne Bay	1	6	-	-	3	1	-	11	2
North Rural	4	9	5	1	10	4	1	9	2
South Rural	-	6	-	2	3	-	1	8	-
Whitstable	1	-	-	-	1	1	-	1	5
Total	11	29	5	8	23	6	2	34	9

Sites containing poor quality pitches are as follows:

- ✦ Blean Primary School (North Rural)
- ✦ Joy Lane Junior School (Whitstable)
- ✦ Reculver C of E Primary School (Herne Bay)
- ✦ Spires Academy (North Rural)
- ✦ Stodmarsh Playing Fields (North Rural)
- ✦ Sturry C of E Primary School (North Rural)
- ✦ Sturry FC (North Rural)
- ✦ The Whitstable School (Whitstable)

In addition to the above, Canterbury Eagles reports that Victoria Recreation Ground is also poor quality. However, in general, user consultation indicates that pitch quality has either remained the same or worsened when compared to the previous season which is attributed to a mixture of exceptionally wet winters that impacts on the frequency of maintenance regimes; and the quality of the maintenance being undertaken.

Private sites (e.g. sports clubs) generally offer better quality facilities than local authority sites and school pitches. Such sports clubs tend to have dedicated ground staff or volunteers working on pitches and the fact that they are often secured by fencing prevents unofficial use. Unofficial use of public sites can further exacerbate quality issues, with dog fouling and littering common.

CANTERBURY DISTRICT PLAYING PITCH STRATEGY ASSESSMENT REPORT

CANTERBURY DISTRICT PLAYING PITCH STRATEGY ASSESSMENT REPORT

FA Pitch Improvement Programme (PIP)

With quality of grass pitches becoming one of the biggest influences on participation in football, the FA has made it a priority to work towards improving quality of grass pitches across the Country. This has resulted in the creation of the FA Pitch Improvement Programme (PIP). As part of the PIP, grass pitches identified as having quality issues undergo a pitch inspection from a member of the Institute of Groundsmanship (IOG) and a maintenance programme is established to improve the quality of the pitches in the longer term, encouraging continued participation.

Specific comments relating to the pitch conditions at individual sites can be seen in the table below. The comments have been collated FA PIP reports that were undertaken on City Council sites.

Table 2.4: Site specific comments

Site	PIP comments
Hersden Recreation Ground	Site appears in good quality. The site could be used for additional fixtures. Pitch rotation possible with portable goals.
War Memorial Park, Herne Bay	Goal mouths in need of repair. Pitch rotation recommended.
Swalecliffe Recreation Ground	Room for pitch rotation and additional junior pitches. Goal mouth in need of repair and damage from wildlife.
Thanington Recreation Ground	Penalty spot repair required and the cutting regime needs improvement; but the site appears to be able to accommodate additional demand.
The Cherry Orchard Playing Field	Some remedial work in goalmouths has been undertaken, but the material used is questionable. Pitch rotation with portable goals recommended and regular decompaction needed.
Victoria Recreation Ground	Pitch rotation with portable goals recommended given that goalmouths are considerably worn.

Over marked pitches

Over marking of pitches can cause notable damage to surface quality and lead to overuse beyond recommended capacity. In some cases, mini or youth pitches may be marked onto adult pitches or mini matches may be played widthways across adult or youth pitches. This can lead to targeted areas of surface damage due to a large amount of play focused on high traffic areas, particularly the middle third of the pitch.

Over marking of pitches not only influences available capacity, it may also cause logistical issues regarding kick off times; for example, when two teams of differing age formats are due to play at the same site at the same time.

There are also some football pitches in Canterbury District that are marked onto or overlapping cricket outfield, such as at Tyler Hill Memorial Hall, Littlebourne Recreation Ground and Bekesbourne Recreation Ground. This can create availability issues at multi-sport sites as the cricket season begins in April when the football season is still ongoing, and the football season begins in August as cricket fixtures are still being played.

Mini and junior teams often mark out pitches with cones as opposed to formal line markings. Although this can eliminate confusion generated from various pitches permanently being marked out; it does not remove the impact of a pitch being used with increased frequency. This has been factored in when considering current play on many pitches throughout the District, particularly at Bekesbourne Recreation Ground, War Memorial Park, Herne Bay and Patricxbourne Road Recreation Ground, which are all used by mini and youth teams marking pitches with cones.

CANTERBURY DISTRICT PLAYING PITCH STRATEGY ASSESSMENT REPORT

School sites are often marked for alternative sports throughout the academic year, providing pupils with a variety of sporting opportunities. This limits the availability of some pitches throughout the football season and adversely impacts their capacity. Pitches at Canterbury Academy Trust Campus (sports centre), Herne Bay High School, King School and Spires Academy are all marked for either rugby union or lacrosse throughout the year, in addition to football.

Ancillary facilities

Changing facilities are generally viewed as being adequate by clubs with over half of responding clubs rating ancillary provision as good or standard quality. However, a proportion of clubs (15%) deem changing accommodation to be poor and/or non-existent at current home venues. For example, Canterbury Eagles report that changing pavilion at Simon Langton Girls School is poor quality and Whitstable Town FC report that the clubhouse at its home ground, The Belmont, is in poor condition and requires replacement/rebuild.

Car parking seems to be a key issue in Canterbury District, with all responding clubs highlighting issues relating to car parking at venues for either match or training demand. It should be noted that this is not a particular issue at school sites or larger multisport/hub sites, which generally have sufficient car parking. There is a trend that local authority sites, managed by either CCC or local parish/town councils do not have adequate parking provision during busy periods.

FA's Safeguarding Operating Standards

Kent FA is now required to comply with FA safeguarding operating standards. As part of this, KFA recognises and advocates all football pitches require, as a minimum, access to toilet facilities for players for safeguarding and health & safety purposes. Furthermore, it is expected that pitch providers work in partnership with site users to ensure that the associated changing room and toilet requirements are accessible. Though KFA strives to obtain this as a minimum requirement across its administrative areas, it is key to acknowledge that it does not have ownership or influence over all sites used for affiliated football and whilst it is able to influence and support site provision through partnership working (especially with local authorities), it is not directly able to do so at all sites such as those which may be privately operated.

Security of tenure

If there is some certainty that a pitch will continue to be provided over the next three years, then it is usually considered to be secure. However, this does not necessarily equate to clubs having long term security of tenure on sites. For this, a club should have a formal community use or lease agreement, which has at least three years remaining; although most NGB funding requirements stipulate that an agreement must have at least 25 years left.

Tenure of some sites does remain unsecure, notably at schools and academies which state their own policies regarding community use. However, it should be noted that the football pitches at Radfall Recreation Ground are not considered to be secure by the Council currently. The Council does not pay for their maintenance and this is done by Whitstable Town FC Youth with no lease/licence in place.

2.3: Demand

CANTERBURY DISTRICT PLAYING PITCH STRATEGY ASSESSMENT REPORT

Through the audit and assessment, a total of 232 teams were identified as playing or training within Canterbury District during the 2019/20 season, seven of which, are senior women's teams.

Table 2.5: Summary of teams currently playing or training in Canterbury District

Analysis area	No. of teams playing					Totals
	Adult	Youth 11v11	Youth 9v9	Mini 7v7	Mini 5v5	
Canterbury City	5	5	5	4	3	22
Herne Bay	14	17	12	13	10	66
North Rural	21	28	24	13	7	93
South Rural	13	7	3	6	6	35
Whitstable	2	4	3	3	4	16
Canterbury District	55	61	47	39	30	232

Most responding clubs (55%) report that there has been an increase in mini and youth participation in the last three years; with no clubs reporting a reduction. It would be expected that an increase in mini and youth teams would translate into more adult teams in the long term.

A national trend suggests that participation in 11 aside adult men's teams is decreasing due to many players opting to play small sided versions of the game instead. The way in which people, especially adult men, want to play football is changing. People want to be able to fit it into busy lifestyles and the small sided formats and shorter games allow players to do this without giving up their weekends. If this trend continues there is likely to be demand for more access to 3G pitches.

Whilst it would be expected that the decrease in adult teams would subsequently result in less need for adult pitches, it is important to safeguard the future of unused pitches in case of an increase in adult teams in the future. In the event of adult pitches being changed to suit other formats of the game, flexibility should be retained.

Unmet/latent demand

Unmet demand is existing demand that is not getting access to pitches. It is usually expressed, for example, when a team is already training but is unable to access a match pitch, or when a league has a waiting list due to a lack of pitch provision. Latent demand is teams that could be created if additional pitch provision was available in the local area. No clubs in Canterbury District report any unmet or latent demand.

Displaced demand

Displaced demand refers to teams that are currently accessing pitches for their home fixtures outside of the area in which they are registered.

Step 5 team, Canterbury City FC, is currently displaced outside of the District, playing home fixtures at Salters Lane (Faversham), the home venue of Faversham Town FC. The Club aspires to return to the District after it was displaced from its previous home venue a number of years ago and as such is working with the City Council, Kent FA and Canterbury RFC on a proposal to achieve this.

There are no teams currently imported into Canterbury District from neighbouring local authorities that are accessing pitches for match demand. However, it is reported that most

CANTERBURY DISTRICT PLAYING PITCH STRATEGY ASSESSMENT REPORT

Sunday League teams from Whitstable are having to travel outside the area to play matches.

CANTERBURY DISTRICT PLAYING PITCH STRATEGY ASSESSMENT REPORT

Future demand

Future demand can be defined in two ways, through participation increases and using population forecasts.

Population growth

Team generation rates are used below as the basis for calculating the number of teams likely to be generated in the future (2040) based on population growth. It is predicted that there will be an increase of nine senior men's, six youth 11v11 boys' and two youth 9v9 boys' teams.

Table 2.7: Team generation rates

Age group	Current population within age group ⁴	Current no. of teams	Team Generation Rate	Future population within age group (2040 ⁵)	Predicted future number of teams	Additional teams that may be generated from the increased population
Senior Men (16-45)	32,952	48	1:687	39,062	56	9
Senior Women (16-45)	32,316	7	1:4617	33,429	7	0
Youth Boys (12-15)	5,384	56	1:96	5,990	62	6
Youth Girls (12-15)	4,886	5	1:977	5,467	5	0
Youth Boys (10-11)	1,733	41	1:42	1,809	43	2
Youth Girls (10-11)	1,635	6	1:273	1,685	6	0
Mini-Soccer Mixed (8-9)	3,445	39	1:88	3,373	38	0
Mini-Soccer Mixed (6-7)	3,542	30	1:118	3,289	28	0

However, when calculated by analysis area, TGRs forecast the creation of eight adult men's, five youth 11v11 boys' and one youth 9v9 boys' team, with each analysis area establishing new teams except Whitstable. The reason for the difference is that the other theoretical additional teams are distributed between more than one analysis area.

2.8: Team generation rates (by analysis area)

Age group	Additional teams that may be generated from the increased population (by Analysis Area)					
	Canterbury City	Herne Bay	North Rural	South Rural	Whitstable	Total
Senior Men (16-45)	1	2	3	2	0	8
Senior Women (16-45)	0	0	0	0	0	0
Youth Boys (12-15)	0	2	3	0	0	5
Youth Girls (12-15)	0	0	0	0	0	0
Youth Boys (10-11)	0	0	1	0	0	1
Youth Girls (10-11)	0	0	0	0	0	0
Mini-Soccer Mixed (8-9)	0	0	0	0	0	0
Mini-Soccer Mixed (6-7)	0	0	0	0	0	0
Total	1	4	7	2	0	14

⁴ Data Source: ONS Mid-2018 Population Estimates for Lower Layer Super Output Areas in England and Wales by Single

⁵ Data Source: ONS 2016-based projections

CANTERBURY DISTRICT PLAYING PITCH STRATEGY

ASSESSMENT REPORT

Population increases are likely to result in additional teams in Canterbury District; however, when TGRs are applied to individual analysis areas a more detailed representation of where exactly the predicated growth will occur emerges. It is considered that although this figure may be lower than when applied District wide, it provides a more accurate depiction of future teams, with some participation growth being insufficient to establish new teams and therefore being assimilated into existing playing squads.

Notwithstanding the above, it must be noted that team generation rates are based exclusively on future population forecasts and do not account for societal factors or changes in the way people may wish to play sport. Similarly, they cannot account for specific targeted development work within certain areas or focused towards certain groups, such as NGB initiatives or coaching within schools. For example, there is a focus on developing female participation within Canterbury District and nationally which, as mentioned previously, is likely to lead to more women's and girls' teams in the future and therefore increase demand for pitches.

SSE Wildcats Centres

SSE Wildcats Centres work with County FA qualified coaches to deliver local weekly sessions, which provide opportunities for girls aged five to 11 to develop fundamental skills and experience football in a safe and fun environment. There are already 200 established centres which delivered the SSE Wildcats pilot in 2017, with a further 800 centres to be in place for 2019. As part of the expansion process, organisations extending beyond affiliated clubs to include other providers or community groups were invited to apply in late 2017 to become one of the new centres. All organisations delivering Wildcats centres receive a £900 start-up grant and 30 branded footballs in their first year of running the programme to help develop and increase girl's participation.

In light of FA aspirations to double female participation in football through its Game Changer strategy and the establishment and foreseen future effect of the SSE Wildcats programme, it is likely that the growth in affiliated women's and girl teams may exceed that shown through TGRs, however, at present to what extent is not quantifiable.

There are three SSE Wildcats Centres in Canterbury District providing opportunities for girls to participate in football, away from competitive matches. Sessions are hosted by Rising Stars FC, Canterbury Eagles and Tankerton FC across the District. It is likely that this will result in an increase in girls' teams playing in the future. Although this hasn't been quantified, an assumption has been applied that each club will produce at least one mini and one youth team each and as such this has been added to Table 2.9.

Participation growth

Several clubs' report plans to increase the number of teams they provide. Of the clubs which quantify future demand, there is a predicted growth of 13 additional teams equating to demand for one adult, 3.5 youth and three mini pitches.

Some clubs such as Whitstable Town FC want to grow in the future, but the focus currently is on consolidation of teams and clubs such as Barham Youth suggest that due to their rural location, they are unlikely to see much growth.

CANTERBURY DISTRICT PLAYING PITCH STRATEGY ASSESSMENT REPORT

Table 2.9: Potential team increases identified by clubs

Club	Analysis area	Future demand expressed (teams)	Pitch type
Canterbury City FC	Unknown ⁶ (currently playing outside the Area)	2 x mini	Mini 5v5
		2 x mini	Mini 7v7
		2 x youth boys	Youth 9v9
		3 x youth boys	Youth 11v11
		2 x youth girls	Youth 11v11
Crusaders FC	Herne Bay	2 x mini	Mini 5v5
Canterbury Eagles	South Rural	1 x women's 1 x vets	Adult
Rising Stars FC*	Whitstable	1 x youth girls 1 x mini girls	Youth 9v9 Mini 7v7
Canterbury Eagles*	Canterbury	1 x youth girls 1 x mini girls	Youth 9v9 Mini 7v7
Tankerton FC*	North Rural	1 x youth girls 1 x mini girls	Youth 9v9 Mini 7v7

*Please note this is assumed growth resulting from Wildcats Centres.

For the purposes of calculating total future demand, population (Table 2.8) and participation growth (Table 2.9) has been added together below to provide total predicted future demand (in match equivalent sessions). This is then the figures used within the conclusion tables at the end of this section of the Report.

Table 2.10: Future demand summary in match equivalent sessions

Analysis area	No. of match equivalent sessions ⁷					Totals
	Adult	Youth 11v11	Youth 9v9	Mini 7v7	Mini 5v5	
Canterbury City	0.5	-	0.5	0.5	-	1.5
Herne Bay	1	1	-	-	1	3
North Rural	2.5	1.5	1	0.5	-	5.5
South Rural	1	-	-	-	-	1
Whitstable	-	-	0.5	0.5	-	1
Canterbury District	5	2.5	2	1.5	1	12

Please note that although Canterbury City FC expresses future demand to play within Canterbury District, it is not yet known where this will be so has not been allocated to a specific analysis area.

Football pyramid demand

The National League System is a series of interconnected leagues for adult men's football clubs in England. It begins below the football league (the National League) and comprises of seven steps, with various leagues at each level and more leagues lower down the pyramid than at the top. The system has a hierarchical format with promotion and relegation between the levels, allowing even the smallest club the theoretical possibility of rising to the top of the system.

⁶ Although location in Canterbury is unknown, the Club states it ideally requires all its facilities to be consolidated on one site.

⁷ One team equates to 0.5 match equivalent sessions when playing on a home and away basis.

CANTERBURY DISTRICT PLAYING PITCH STRATEGY ASSESSMENT REPORT

Clubs within the step system must adhere to ground requirements set out by the FA. The higher the level of football being played the higher the requirements. Clubs cannot progress into the league above if the ground requirements do not meet the correct specifications. Ground grading assesses grounds from A to H, with 'A' being the requirements for Step 1 clubs. There are two clubs in Canterbury District that play within the football pyramid; Herne Bay FC (Altira Park Stadium) and Whitstable Town FC (both Step 4).

Canterbury City FC play at Step 5 in the pyramid, although not currently playing within Canterbury District as demand is currently displaced outside of the District. Burgess Hodgson FC is one promotion away from Step 7 of the football pyramid, at which point minimum ground requirements will need to be adhered to.

A common issue for clubs entering the pyramid is changing facilities. For Step 7, existing dressing room dimensions will be in order, provided that they are of a minimum of 12 square metres, excluding shower and toilet areas. However, clubs wishing to progress should be aware of the need to increase to a minimum of 18 square metres. Where clubs are planning to build new changing rooms, these must be planned to be a minimum size of 18 square metres, excluding shower and toilet areas.

The general principle for clubs in the football pyramid is that they have to achieve the appropriate grade by March 31st of their first season after promotion, which therefore allows a short grace period for facilities to be brought up to standard. This, however, does not apply to clubs being promoted to Step 7 (as they must meet requirements immediately).

Women's National League System

Correspondingly there is a Women's National League System similar to the adult men's which provide structure to the women's game. This ranges from Tier 1 (FA Women's Super League) to Tier 7 (South Eastern Counties Women's League, Division One East) with each step requiring differing ground grading requirements.

Although women's clubs still require meeting ground requirements set out by the FA these differ from the men's National League System. Ratings range from grade A to C each with differing minimum requirements. Tier 1 and 2 in the Women's National League System is akin to Step 3 and four of the men's National League System, however, not exactly the same.

The system is also hierarchical format with promotion and relegation between the levels, allowing even the smallest club the theoretical possibility of rising to the top of the system.

There are no women's teams in the 2019/20 football season which are based in Canterbury District and competing within the national league system.

2.4: Capacity analysis

The capacity for pitches to regularly provide for competitive play, training and other activity over a season is most often determined by quality. As a minimum, the quality and therefore the capacity of a pitch affect the playing experience and people's enjoyment. In extreme circumstances, it can result in the inability of a pitch to cater for all or certain types of play during peak and off peak times.

CANTERBURY DISTRICT PLAYING PITCH STRATEGY ASSESSMENT REPORT

As a guide, The FA has set a standard number of matches that each grass pitch type should be able to accommodate without it adversely affecting its quality. Taking into consideration the guidelines on capacity, the following ratings were used across the District:

Adult pitches		Youth pitches		Mini pitches	
Pitch quality	Matches per week	Pitch quality	Matches per week	Pitch quality	Matches per week
Good	3	Good	4	Good	6
Standard	2	Standard	2	Standard	4
Poor	1	Poor	1	Poor	2

Table 2.11 applies the above pitch ratings against the actual level of weekly play recorded to determine a capacity rating as follows:

Potential capacity	Play is below the level the site could sustain
At capacity	Play matches the level the site can sustain
Overused	Play exceeds the level the site can sustain

Education sites

To account for curricular/extra-curricular use of education pitches it is likely that use additional to recorded community use will need to be factored into the total current weekly usage. The only time this would not happen is when a school does not use its pitches at all and the sole use is community use. The extent of use added is typically dependent on the level of play, the number of pitches onsite and whether there is access to an AGP elsewhere onsite allowing rotation and protection of impact on grass pitches.

Table 2.11 shows community usage of available pitches. Where not overplayed as a result of community use, school sites are considered to have limited spare capacity to accommodate further community use based on assumed curricular and extracurricular activity beyond the level of community use shown in Table 2.11. School sites which are available for community use but currently do not have any external use have been accredited one match equivalent session per week, per pitch, to indicate use for curricular and extracurricular activity as opposed to being completely unused.

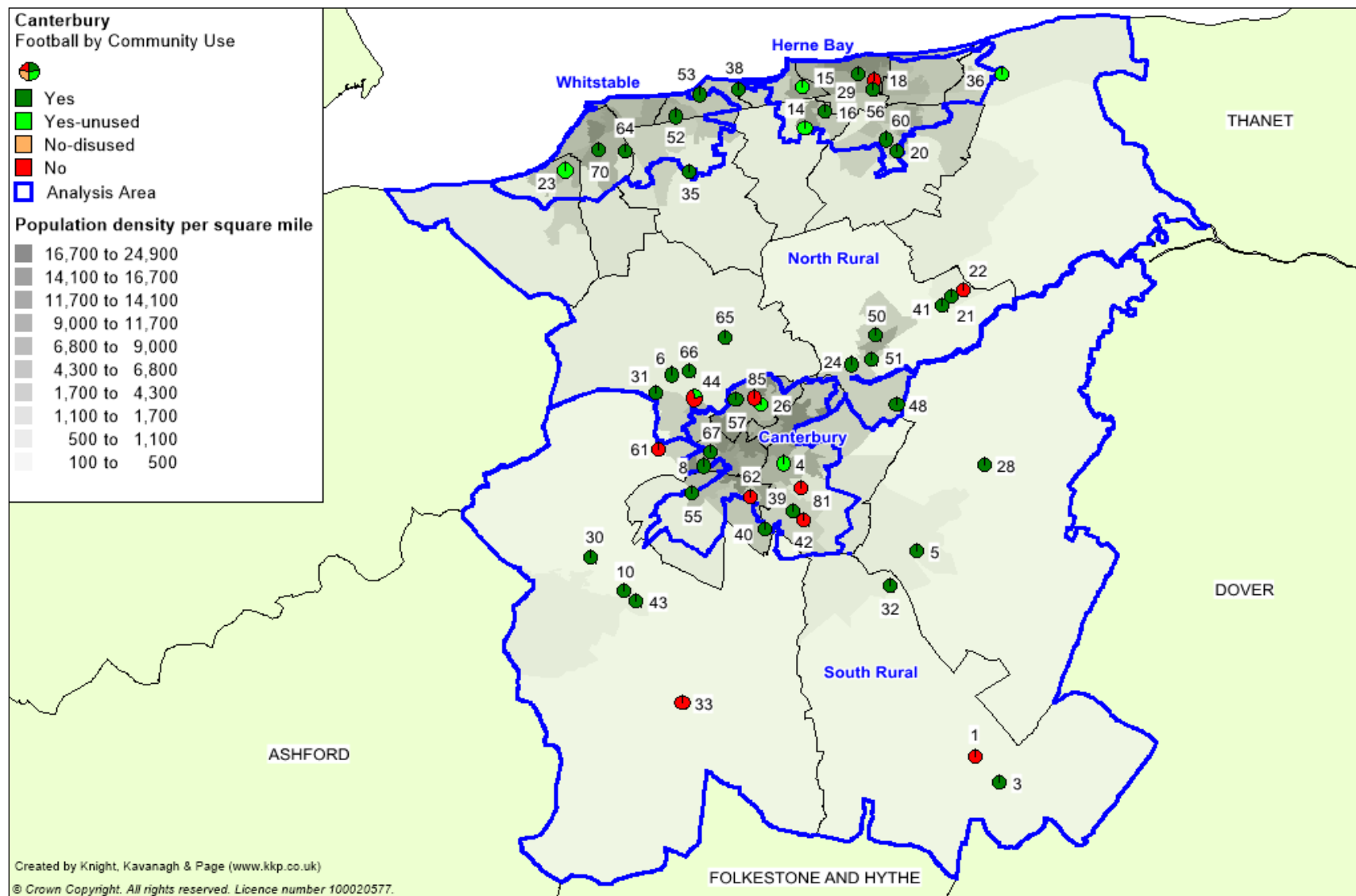
Tenure at school sites is generally considered to be unsecure given the nature of rental unless a formal community use or service level agreement (SLA) exists.

Informal use

A number of football pitches in the area are on open access sites. As such, these pitches are subject to informal use in the form of dog walkers, unorganised games of football and exercise groups. It must be noted, however, that informal use of these sites is not recorded and it is therefore difficult to quantify on a site-by-site basis. Instead, it is recommended that open access sites be protected through an improved maintenance regime.

CANTERBURY DISTRICT PLAYING PITCH STRATEGY ASSESSMENT REPORT

Figure 2.1: Football map



CANTERBURY DISTRICT PLAYING PITCH STRATEGY ASSESSMENT REPORT

Table 2.11: Grass football pitch capacity analysis

Site ID	Site name	Available for community use?	Analysis area	Type of tenure ⁸	Management	Pitch type	Pitch size	Agreed quality rating	No. of pitches	Current play ⁹ (MES)	Recommended site capacity (MES)	Capacity rating ¹⁰ (MES)	Availability in peak period (MES) ¹¹
1	Barham C of E Primary School	No	South Rural	Unsecure	Education	Mini	(5v5)	Poor	1	1	2	-2	1
3	Barham Youth FC (The Bear Trap)	Yes	South Rural	Secure	Sports Club	Mini	(7v7)	Standard	1	0.5	4	-3.5	0.5
3	Barham Youth FC (The Bear Trap)	Yes	South Rural	Secure	Sports Club	Youth	(11v11)	Standard	1	0.5	2	-1.5	0.5
3	Barham Youth FC (The Bear Trap)	Yes	South Rural	Secure	Sports Club	Youth	(9v9)	Standard	1	0.5	2	-1.5	0.5
4	Barton Court Grammar School	Yes-unused	Canterbury City	Unsecure	Education	Adult		Standard	1	1	2	-1	1
4	Barton Court Grammar School	Yes-unused	Canterbury City	Unsecure	Education	Youth	(9v9)	Standard	1	1	2	-1	1
5	Bekesbourne Recreation Ground	Yes	South Rural	Secure	Community Organisation	Adult		Standard	1	1.5	2	-0.5	0.5
6	Blean Primary School	Yes	North Rural	Unsecure	Education	Mini	(7v7)	Poor	1	1.5	2	-0.5	0.5
6	Blean Primary School	Yes	North Rural	Unsecure	Education	Youth	(9v9)	Poor	1	2.5	1	1.5	-
8	Canterbury Academy Trust Campus (sports centre)	Yes	Canterbury City	Unsecure	Education	Adult		Standard	1	2	2	-	-
8	Canterbury Academy Trust Campus (sports centre)	Yes	Canterbury City	Unsecure	Education	Youth	(11v11)	Standard	1	1.5	2	-0.5	0.5
8	Canterbury Academy Trust Campus (sports centre)	Yes	Canterbury City	Unsecure	Education	Youth	(9v9)	Standard	1	3	2	1	-
10	Chartham Sports Club	Yes	South Rural	Secure	Sports Club	Mini	(5v5)	Standard	3	0	12	-12	3
10	Chartham Sports Club	Yes	South Rural	Secure	Sports Club	Mini	(7v7)	Standard	3	0	12	-12	3
14	Detached Playing Field (Briary Primary School)	No	Herne Bay	Unsecure	Education	Youth	(11v11)	Poor	1	0	1	-1	1
15	Hampton School	Yes-unused	Herne Bay	Unsecure	Education	Mini	(5v5)	Standard	1	1	4	-3	1
15	Hampton School	Yes-unused	Herne Bay	Unsecure	Education	Mini	(7v7)	Standard	2	2	8	-6	2
16	Herne Bay High School	Yes	Herne Bay	Unsecure	Education	Adult		Standard	2	6.5	4	2.5	-
16	Herne Bay High School	Yes	Herne Bay	Unsecure	Education	Mini	(5v5)	Standard	1	1	4	-3	1
16	Herne Bay High School	Yes	Herne Bay	Unsecure	Education	Youth	(9v9)	Standard	2	6.5	4	2.5	-
18	Herne Bay Junior School	No	Herne Bay	Unsecure	Education	Youth	(9v9)	Poor	1	1	1	-	-
20	Herne CE Junior School	Yes	Herne Bay	Unsecure	Education	Mini	(5v5)	Standard	2	4	8	-4	-
20	Herne CE Junior School	Yes	Herne Bay	Unsecure	Education	Mini	(7v7)	Standard	2	4	8	-4	-
20	Herne CE Junior School	Yes	Herne Bay	Unsecure	Education	Youth	(9v9)	Standard	1	1.5	2	-0.5	0.5
21	Hersden Recreation Ground	Yes	North Rural	Secure	Local authority	Adult		Good	2	0.5	6	-5.5	1.5
22	West Meadows Primary School	No	North Rural	Unsecure	Education	Mini	(5v5)	Poor	1	1.5	2	-0.5	0.5
22	West Meadows Primary School	No	North Rural	Unsecure	Education	Mini	(7v7)	Poor	2	2.5	4	-1.5	1.5
23	Joy Lane Junior School	Yes-unused	Whitstable	Unsecure	Education	Mini	(5v5)	Poor	1	1	2	-1	1
23	Joy Lane Junior School	Yes-unused	Whitstable	Unsecure	Education	Mini	(7v7)	Poor	2	2	4	-2	2
24	Junior King's School	Yes	North Rural	Unsecure	Education	Mini	(7v7)	Standard	2	2	8	-6	2
24	Junior King's School	Yes	North Rural	Unsecure	Education	Youth	(11v11)	Standard	5	5	10	-5	5
26	Kings School (Birley's Playing Fields)	Yes-unused	Canterbury City	Unsecure	Education	Adult		Good	4	4	12	-8	4
26	Kings School (Birley's Playing Fields)	Yes-unused	Canterbury City	Unsecure	Education	Youth	(11v11)	Good	2	2	8	-6	2

⁸ Unless local information suggests otherwise it can be assumed that the availability of all pitches in LA, town and parish council and sports club ownership will be secure.

⁹ All play recorded including where youth teams play on adult pitches.

¹⁰ Overused (+), At Capacity (/) or Potential to Accommodate additional play (-)

¹¹ Please note only those figures highlighted in green are identified as having actual spare capacity i.e. within the peak period and includes sites/pitches discounted due to unsecure tenure and/or poor quality pitches.

CANTERBURY DISTRICT PLAYING PITCH STRATEGY ASSESSMENT REPORT

Site ID	Site name	Available for community use?	Analysis area	Type of tenure ⁸	Management	Pitch type	Pitch size	Agreed quality rating	No. of pitches	Current play ⁹ (MES)	Recommended site capacity (MES)	Capacity rating ¹⁰ (MES)	Availability in peak period (MES) ¹¹
26	Kings School (Birley's Playing Fields)	Yes-unused	Canterbury City	Unsecure	Education	Youth	(9v9)	Good	3	3	12	-9	3
28	Littlebourne Recreation Ground	Yes	South Rural	Secure	Sports club	Adult		Standard	1	1	2	-1	0.5
29	War Memorial Park, Herne Bay	Yes	Herne Bay	Secure	Local authority	Adult		Standard	1	2	2	-	-
29	War Memorial Park, Herne Bay	Yes	Herne Bay	Secure	Local authority	Mini	(5v5)	Standard	1	2	4	-2	-
29	War Memorial Park, Herne Bay	Yes	Herne Bay	Secure	Local authority	Mini	(7v7)	Standard	1	1.5	4	-2.5	-
30	Memorial Playing Field	Yes	South Rural	Secure	Local authority	Adult		Standard	1	1.5	2	-0.5	0.5
31	Moat Lane Playing Fields	Yes	North Rural	Secure	Education Trust	Adult		Standard	2	0.5	4	-3.5	1.5
32	Patixbourne Rd Recreation Ground	Yes	South Rural	Secure	Local authority	Adult		Standard	1	1.5	2	-0.5	0.5
33	Petham Primary School	No	South Rural	Unsecure	Education	Mini	(7v7)	Poor	1	1	2	-1	1
35	Radfall Recreation Ground	Yes	North Rural	Unsecure	Sports club	Adult		Standard	1	2	2	-	-
35	Radfall Recreation Ground	Yes	North Rural	Unsecure	Sports club	Mini	(5v5)	Standard	1	1.5	4	-2.5	-
35	Radfall Recreation Ground	Yes	North Rural	Unsecure	Sports club	Mini	(7v7)	Standard	1	2.5	4	-1.5	-
35	Radfall Recreation Ground	Yes	North Rural	Unsecure	Sports club	Youth	(9v9)	Standard	1	2	2	-	-
36	Reculver C of E Primary School	Yes-unused	Herne Bay	Unsecure	Education	Mini	(5v5)	Poor	1	1	2	-1	1
36	Reculver C of E Primary School	Yes-unused	Herne Bay	Unsecure	Education	Mini	(7v7)	Poor	1	1	2	-1	1
36	Reculver C of E Primary School	Yes-unused	Herne Bay	Unsecure	Education	Youth	(9v9)	Poor	1	1	1	-	1
38	Seaview Caravan Park	Yes	North Rural	Unsecure	Commercial	Adult		Standard	2	6	4	2	-
38	Seaview Caravan Park	Yes	North Rural	Unsecure	Commercial	Mini	(5v5)	Standard	1	1.5	4	-2.5	-
38	Seaview Caravan Park	Yes	North Rural	Unsecure	Commercial	Mini	(7v7)	Standard	2	1.5	8	-6.5	0.5
38	Seaview Caravan Park	Yes	North Rural	Unsecure	Commercial	Youth	(9v9)	Standard	2	2.5	4	-1.5	-
39	Simon Langton Girls' Grammar School	Yes	Canterbury City	Unsecure	Education	Adult		Good	1	1	3	-2	1
40	Simon Langton Grammar School for Boys	Yes	South Rural	Unsecure	Education	Adult		Standard	2	5	4	1	0.5
40	Simon Langton Grammar School for Boys	Yes	South Rural	Unsecure	Education	Youth	(9v9)	Standard	1	1	2	-1	1
41	Spires Academy	Yes	North Rural	Unsecure	Education	Adult		Poor	1	2	1	1	-
41	Spires Academy	Yes	North Rural	Unsecure	Education	Youth	(11v11)	Poor	1	2.5	1	1.5	-
41	Spires Academy	Yes	North Rural	Unsecure	Education	Youth	(9v9)	Poor	1	2.5	1	1.5	-
42	St Anselms RC School	No	Canterbury City	Unsecure	Education	Mini	(5v5)	Poor	2	2	4	-2	2
42	St Anselms RC School	No	Canterbury City	Unsecure	Education	Youth	(11v11)	Poor	1	1	1	-	1
42	St Anselms RC School	No	Canterbury City	Unsecure	Education	Youth	(9v9)	Poor	1	1	1	-	1
43	St Augustines Football and Recreation Ground	Yes	South Rural	Secure	Local authority	Mini	(5v5)	Standard	1	2	4	-2	-
43	St Augustines Football and Recreation Ground	Yes	South Rural	Secure	Local authority	Mini	(7v7)	Good	1	2	6	-4	-
43	St Augustines Football and Recreation Ground	Yes	South Rural	Secure	Local authority	Youth	(11v11)	Good	1	2.5	4	-1.5	-
43	St Augustines Football and Recreation Ground	Yes	South Rural	Secure	Local authority	Youth	(9v9)	Good	1	1	4	-3	-
44	St Edmunds School	Yes	North Rural	Unsecure	Education	Adult		Standard	3	6.5	6	0.5	-
44	St Edmunds School	Yes-unused	North Rural	Unsecure	Education	Youth	(9v9)	Standard	1	3	2	1	-
48	Stodmarsh Playing Fields ¹²	Yes	North Rural	Secure	Education	Adult		Poor	3	1.5	3	-1.5	3
50	Sturry C of E Primary School	Yes	North Rural	Unsecure	Education	Mini	(7v7)	Poor	1	1.5	2	-0.5	0.5

¹² Note football pitch is overmarked for lacrosse as and when needed for Canterbury Christ Church University and University of Kent.

CANTERBURY DISTRICT PLAYING PITCH STRATEGY ASSESSMENT REPORT

Site ID	Site name	Available for community use?	Analysis area	Type of tenure ³	Management	Pitch type	Pitch size	Agreed quality rating	No. of pitches	Current play ⁹ (MES)	Recommended site capacity (MES)	Capacity rating ¹⁰ (MES)	Availability in peak period (MES) ¹¹
51	Sturry FC	Yes	North Rural	Secure	Sports Club	Adult		Poor	1	1.5	1	0.5	-
51	Sturry FC	Yes	North Rural	Secure	Sports Club	Youth	(9v9)	Poor	1	0.5	1	-0.5	0.5
52	Swalecliffe Community Primary School	Yes	Whitstable	Unsecure	Education	Mini	(7v7)	Standard	1	1.5	4	-2.5	0.5
52	Swalecliffe Community Primary School	Yes	Whitstable	Unsecure	Education	Youth	(9v9)	Standard	1	2	2	-	-
53	Swalecliffe Recreation Ground	Yes	North Rural	Secure	Local authority	Adult		Standard	1	1	2	-1	-
55	Thanington Recreation Ground	Yes	Canterbury City	Secure	Local authority	Adult		Standard	3	0.5	6	-5.5	3
55	Thanington Recreation Ground	Yes	Canterbury City	Secure	Local authority	Mini	(7v7)	Standard	1	0	4	-4	1
56	The Altira Park Stadium	Yes	Herne Bay	Secure	Sports Club	Adult		Good	1	2	3	-1	0.5
57	The Archbishop's School	Yes	Canterbury City	Unsecure	Education	Mini	(7v7)	Standard	2	3	8	-5	1
57	The Archbishop's School	Yes	Canterbury City	Unsecure	Education	Youth	(11v11)	Standard	2	3	4	-1	2
57	The Archbishop's School	Yes	Canterbury City	Unsecure	Education	Youth	(9v9)	Standard	1	2	2	-	-
60	The Cherry Orchard Playing Field	Yes	Herne Bay	Secure	Local authority	Adult		Standard	3	6.5	6	0.5	-
60	The Cherry Orchard Playing Field	Yes	Herne Bay	Secure	Local authority	Mini	(7v7)	Standard	1	0	4	-4	1
61	The Kent College Junior School	No	South Rural	Unsecure	Education	Mini	(5v5)	Standard	1	1	4	-3	1
61	The Kent College Junior School	No	South Rural	Unsecure	Education	Mini	(7v7)	Standard	1	1	4	-3	1
62	The Orchard School	No	Canterbury City	Unsecure	Education	Mini	(5v5)	Poor	1	1	2	-1	1
64	The Whitstable School	Yes	Whitstable	Unsecure	Education	Mini	(7v7)	Poor	2	3	4	-1	1
64	The Whitstable School	Yes	Whitstable	Unsecure	Education	Youth	(9v9)	Poor	1	1.5	1	0.5	-
65	Tyler Hill Memorial Hall	Yes	North Rural	Secure	Trust	Adult		Standard	1	1.5	2	-0.5	0.5
65	Tyler Hill Memorial Hall	Yes	North Rural	Secure	Trust	Mini	(5v5)	Standard	1	0	4	-4	1
65	Tyler Hill Memorial Hall	Yes	North Rural	Secure	Trust	Mini	(7v7)	Standard	1	1	4	-3	-
65	Tyler Hill Memorial Hall	Yes	North Rural	Secure	Trust	Youth	(9v9)	Standard	1	1	2	-1	-
66	University of Kent	Yes	North Rural	Unsecure	Education	Adult		Good	2	6	6	-	-
66	University of Kent	Yes	North Rural	Unsecure	Education	Mini	(7v7)	Good	1	1	6	-5	1
66	University of Kent	Yes	North Rural	Unsecure	Education	Youth	(9v9)	Good	1	2	4	-2	-
67	Victoria Recreation Ground	Yes	Canterbury City	Secure	Local authority	Adult		Standard	3	2.5	6	-3.5	0.5
67	Victoria Recreation Ground	Yes	Canterbury City	Secure	Local authority	Mini	(5v5)	Standard	1	0.5	4	-3.5	0.5
67	Victoria Recreation Ground	Yes	Canterbury City	Secure	Local authority	Mini	(7v7)	Standard	1	1	4	-3	-
70	Whitstable Town FC	Yes	Whitstable	Secure	Sports Club	Adult		Good	1	3	3	-	-
81	Pilgrims' Way Primary School & Nursery	No	Canterbury City	Unsecure	Education	Mini	(5v5)	Poor	1	1	2	-1	1
85	St Stephen's Junior School	No	Canterbury City	Unsecure	Education	Mini	(7v7)	Poor	1	1	2	-1	1

CANTERBURY DISTRICT PLAYING PITCH STRATEGY ASSESSMENT REPORT

2.5: Supply and demand analysis

Spare capacity

The next step is to ascertain whether or not any identified 'potential capacity' can be deemed 'actual spare capacity'. There may be situations where, although a site is highlighted as potentially able to accommodate some additional play, this should not be recorded as spare capacity against the site. For example, a site may be managed to regularly operate slightly below full capacity to ensure that it can cater for a number of regular friendly matches and activities that take place but are difficult to quantify on a weekly basis.

As shown in Table 2.11 (Capacity rating column, figures in green), there are 208 match equivalent sessions per week of potential capacity in Canterbury District. However, not all of this is available during peak periods or located at sites that have available and secure community use. A pitch is only said to have 'actual spare capacity' if it is available for secure community use, is available in the peak period for that format of the game and is standard or good quality. Any pitch not meeting this criteria has been discounted from the conclusion tables.

Further to this, football pitches at Canterbury Academy Trust Campus (sports centre), Herne Bay High School, Kings School and Spires Academy are also marked for either rugby union or lacrosse and as such have no spare capacity for this reason.

In total, 54.5 match equivalent sessions of actual spare capacity per week have been discounted due to being located at unsecure sites and 3.5 match equivalent sessions of actual spare capacity discounted due to poor quality pitches at Stodmarsh Playing Fields and Sturry FC.

Actual spare capacity has been aggregated up by area and by pitch type and is summarised below.

Table 2.12: Actual spare capacity summary

Analysis area	Actual spare capacity (match equivalent sessions)				
	Adult	Youth 11v11	Youth 9v9	Mini 7v7	Mini 5v5
Canterbury City	3.5	-	-	1	0.5
Herne Bay	0.5	-	-	1	-
North Rural	3.5	-	-	-	-
South Rural	2	0.5	0.5	3.5	3
Whitstable	-	-	-	-	-
Canterbury District	9.5	0.5	0.5	5.5	3.5

There is a total of 19.5 match sessions of actual spare capacity across Canterbury District. The highest proportion of this (9.5 match equivalent sessions per week) is on adult pitches.

Overplay

Overplay occurs when there is more play accommodated on a site than it is able to sustain (which can often be due to the low carrying capacity of the pitches).

CANTERBURY DISTRICT PLAYING PITCH STRATEGY ASSESSMENT REPORT

In Canterbury District, there are 22 community use pitches currently overplayed across 10 sites. Overplay totals 17.5 match equivalent sessions per week; 14.5 match equivalent sessions, of which, is on pitches that accommodate curricular demand in addition to community use. There is no overplay on mini pitches in the District.

Table 2.13: Overplay summary

Site ID	Site name	Analysis area	Pitch type	No. of pitches	Overplay (MES)
6	Blean Primary School	North Rural	Youth 9v9	1	1.5
8	Canterbury Academy Trust Campus (sports centre)	Canterbury City	Youth 9v9	1	1
16	Herne Bay High School	Herne Bay	Adult	2	2.5
16	Herne Bay High School	Herne Bay	Youth 9v9	2	2.5
38	Seaview Caravan Park	North Rural	Adult	2	2
40	Simon Langton Grammar School for Boys	South Rural	Adult	2	1
41	Spires Academy	North Rural	Adult	1	1
41	Spires Academy	North Rural	Youth 11v11	1	1.5
41	Spires Academy	North Rural	Youth 9v9	1	1.5
44	St Edmunds School	North Rural	Adult	3	0.5
44	St Edmunds School	North Rural	Youth 9v9	1	1
51	Sturry FC	North Rural	Adult	1	0.5
60	The Cherry Orchard Playing Field	Herne Bay	Adult	3	0.5
64	The Whitstable School	Whitstable	Youth 9v9	1	0.5
Total				22	17.5

Most overplayed pitches (16 pitches) are assessed as standard quality; with the remaining four considered poor. Further to this, some overplay is a result of youth teams playing on adult pitches. A scenario in the Strategy will look at options for reconfiguration of pitches to better meet demand.

2.6: Supply and demand analysis

Having considered supply and demand, the tables below identify the overall spare capacity in each of the analysis areas for the different pitch type of grass pitches, based on match equivalent sessions. Future demand is based on a combination of population growth and participation growth as summarised in Table 2.10.

Table 2.14: Supply and demand balance for adult pitches

Analysis area	Actual spare capacity ¹³	Demand (match equivalent sessions)			
		Overplay	Current capacity total	Future demand	Future capacity total
Canterbury City	3.5	-	3.5	0.5	3
Herne Bay	0.5	3	2.5	1	3.5
North Rural	3.5	4	0.5	2.5	3
South Rural	2	1	1	1	-
Whitstable	-	-	-	-	-

¹³ In match equivalent sessions

CANTERBURY DISTRICT PLAYING PITCH STRATEGY ASSESSMENT REPORT

Canterbury District	9.5	8	1.5	5	3.5
----------------------------	------------	----------	------------	----------	------------

Overall, in Canterbury District there is some spare capacity to accommodate adult teams at present; however, when future demand is considered this becomes a shortfall of 3.5 match equivalent sessions per week.

The Whitstable Analysis Area is at capacity both currently and in the future. There are shortfalls in both the Herne Bay and North Rural areas, which are exacerbated with future demand.

Please note that overplay, resulting in shortfalls in Herne Bay and North Rural areas is mostly a result of youth teams playing on adult pitches at Herne Bay High School and Seaview Caravan Park.

Table 2.15: Supply and demand balance for youth 11v11 pitches

Analysis area	Actual spare capacity ¹⁴	Demand (match equivalent sessions)			
		Overplay	Current capacity total	Future demand	Future capacity total
Canterbury City	-	-	-	-	-
Herne Bay	-	-	-	1	1
North Rural	-	1.5	1.5	1.5	3
South Rural	0.5	-	0.5	-	0.5
Whitstable	-	-	-	-	-
Canterbury District	0.5	1.5	1	2.5	3.5

There is currently an insufficient supply of youth 11v11 pitches, with a one match equivalent session shortfall of capacity available. This shortfall increases to 3.5 match equivalent sessions per week when future demand is considered.

Currently, only the North Rural Analysis Area has a shortfall (1.5 MES), with the South Rural Area having some minimal spare capacity and the other areas being played to capacity. In the future, Herne Bay Analysis Area also develops a shortfall.

Table 2.16: Supply and demand balance for youth 9v9 pitches

Analysis area	Actual spare capacity ¹⁵	Demand (match equivalent sessions)			
		Overplay	Current capacity total	Future demand	Future capacity total
Canterbury City	-	1	1	0.5	1.5
Herne Bay	-	2.5	2.5	-	2.5
North Rural	-	4	4	1	5
South Rural	0.5	-	0.5	-	0.5
Whitstable	-	0.5	0.5	0.5	1
Canterbury District	0.5	8	7.5	2	9.5

There is currently shortfall of 7.5 match equivalent sessions on youth 9v9 pitches, with four of the five analysis areas contributing to this. The South Rural Analysis Area is the exception and has 0.5 match equivalent sessions of capacity during the peak period.

¹⁴ In match equivalent sessions

¹⁵ In match equivalent sessions

CANTERBURY DISTRICT PLAYING PITCH STRATEGY ASSESSMENT REPORT

Accounting for future demand this increases to an overall shortfall of 9.5 match equivalent sessions.

Table 2.17: Supply and demand balance for mini 7v7 pitches

Analysis area	Actual spare capacity ¹⁶	Demand (match equivalent sessions)			
		Overplay	Current capacity total	Future demand	Future capacity total
Canterbury City	1	-	1	0.5	0.5
Herne Bay	1	-	1	-	1
North Rural	0.5	-	0.5	0.5	-
South Rural	3.5	-	3.5	-	3.5
Whitstable	-	-	-	0.5	0.5
Canterbury District	6	-	6	1.5	4.5

Currently there is sufficient supply of mini 7v7 pitches in Canterbury District, with four of the five analysis areas displaying spare capacity for additional demand. Clubs, generally, aspire to create new teams at the youngest age group (U7), requiring pitch capacity for additional mini 5v5 teams, as opposed to mini 7v7 teams. Considering this, the current spare capacity in each analysis area is retained when future demand is considered.

As can be seen below, there is currently sufficient supply of mini 5v5 pitches in Canterbury District. No sites with mini 5v5 provision are overplayed; with a total of 3.5 match equivalent sessions of spare capacity in the District. When future demand is considered; some spare capacity is still retained albeit Herne Bay becomes slightly overplayed.

Table 2.18: Supply and demand balance for mini 5v5 pitches

Analysis area	Actual spare capacity ¹⁷	Demand (match equivalent sessions)			
		Overplay	Current capacity total	Future demand	Future capacity total
Canterbury City	0.5	-	0.5	-	0.5
Herne Bay	-	-	-	1	1
North Rural	-	-	-	-	-
South Rural	3	-	3	-	3
Whitstable	-	-	-	-	-
Canterbury District	3.5	-	3.5	1	2.5

Nationally, there is a move towards mini football being played at central venues and on 3G pitches; both of which allow multiple matches to run simultaneously throughout the season, without weather preventing match play. If this trend occurs in Canterbury District, then there may be the possibility of reconfiguring some sites to reduce shortfalls of other football formats; plus overplay may reduce on some sites that are where mini teams utilise larger format pitches.

¹⁶ In match equivalent sessions

¹⁷ In match equivalent sessions

CANTERBURY DISTRICT PLAYING PITCH STRATEGY ASSESSMENT REPORT

2.7 Conclusions

Overall, there is spare capacity to accommodate the current level of demand on adult and mini pitches, however, there are shortfalls of for youth football. When future demand is considered capacity is retained on mini pitches; but a shortfall on adult pitches is generated. Further to this, there are both current and future localised shortfalls in specific analysis areas.

Table 2.19: Supply and demand balance for all football pitch types (District wide)

Pitch type	Actual spare capacity	Demand (match equivalent sessions)			
		Overplay	Current capacity total	Future demand	Future capacity total
Adult	9.5	7	2.5	5	3.5
Youth 11v11	0.5	1.5	1	2.5	3.5
Youth 9v9	0.5	8	7.5	2	9.5
Mini 7v7	6	-	6	1.5	4.5
Mini 5v5	3.5	-	3.5	1	2.5

Summer use

It should also be noted that in Canterbury District many teams/clubs play and train throughout the year (summer and winter) on grass pitches. However, many Council pitches have the static goals removed to allow the pitches to recover in the summer. For example, the Saturday/Sunday leagues are limited in where to hold a charity match in the summer.

Football – grass pitch summary

- ◀ The audit identifies a total of 146 grass football pitches within Canterbury District across 51 sites. Of these, 127 are available, at some level, for community use (albeit not necessarily being used). The remaining pitches unavailable for community use are located at education sites, where pitch availability is often driven by school policy.
- ◀ Most pitches in Canterbury District are adult size when compared to other pitch types; and accommodate youth 11v11 teams.
- ◀ Of the pitches available for community use, 21 pitches are assessed as good quality, 86 as standard quality and 20 are deemed to be poor quality.
- ◀ Changing facilities are generally viewed as being adequate by clubs with half of responding clubs rating provision as good or standard quality. However, 15% of clubs deem changing accommodation to be poor or non-existent at current home venues.
- ◀ A total of 232 teams were identified as playing or training within Canterbury District during the 2019/20 season, seven of which, are senior women's teams.
- ◀ Future demand expressed between population growth and participation growth equates to the need to accommodate nine match equivalent sessions.
- ◀ There is a total of 19.5 match sessions of actual spare capacity (peak time capacity) across Canterbury District. The highest proportion of this (9.5 match equivalent sessions per week) is on adult pitches.
- ◀ In Canterbury District, there are 22 community use pitches currently overplayed across 10 sites.
- ◀ Overall there is spare capacity to accommodate current levels of demand on adult and mini pitches, however, there are shortfalls on youth pitches. When future demand is considered capacity is retained on mini pitches but a shortfall on adult pitches is generated.
- ◀ Canterbury City FC is working with Canterbury City Council to return to the District following several years being displaced outside of the area.

CANTERBURY DISTRICT PLAYING PITCH STRATEGY ASSESSMENT REPORT

PART 3: CRICKET

3.1: Introduction

Kent Cricket is the main governing and representative body for cricket within the County, including Canterbury District. Its aim is to promote the game at all levels through partnerships with professional and recreational cricketing clubs, and other appropriate agencies.

Senior cricket is typically played on Saturdays, however, there is some play both on Sundays and midweek when teams typically play in short format competitions. There are also a few cricket leagues which service teams in Canterbury District. Some of the main leagues include:

- ◀ Kent Cricket League (KCL)
- ◀ Kent Regional Cricket League (KRCL)
- ◀ Kent Village Cricket League (KVCL)

The youth league structure in Canterbury District tends to be club based matches which are played midweek or on Sunday mornings dependant on age group. There is usually no conflict with access to squares and any midweek matches are usually played on different nights, whilst Sunday morning matches are played before senior matches in the afternoon. The main league for junior cricket is:

- ◀ Canterbury Pharon Youth League (CPYL)

The St Lawrence Ground is home to Kent County Cricket Club and as such the ground is exclusively used to accommodate fixtures from these teams. As players play professionally it is noted that the ground quality must be of a high standard and as such external use by community clubs is prohibited, thus excluding any potential spare capacity for regular community use by local clubs. On this basis, the ground is excluded from the supply and demand analysis presented in this section of the report.

Please note that Kent also fields a women's team in the Women's County Championship. The team has traditionally played matches at the Polo Farm, but since 2016 has moved to be based mainly at The County Ground, Beckenham in Bromley.

Consultation

Following consultation with ECB and Kent Cricket representatives it was agreed that an online survey would be distributed to all clubs in Canterbury District. Of the 15 cricket clubs based in Canterbury District, nine completed the online survey, resulting in a 60% club response rate and an 88% team response rate. Please note that the non-responding clubs are small clubs with only one or two teams each. Results are used to inform key issues within this section of the report.

3.2: Supply

In total, there are 26 grass cricket pitches across 19 sites in Canterbury District, all of which, are available for community use. However, only 14 pitches are available for community use and used by community clubs. Those which are available but unused are all located at education sites.

Pitches at both Junior King's School and Kings School (Birley's Playing Fields) are or have junior size wickets with appropriate size outfield.

CANTERBURY DISTRICT PLAYING PITCH STRATEGY ASSESSMENT REPORT

Table 3.1: Summary of pitches

Analysis area	Available for community use (and used)
Canterbury City	-
Herne Bay	1
North Rural	3
South Rural	8
Whitstable	2
Canterbury District	14

Most grass pitches available for community use and used by community clubs are located in the South Rural Analysis Area (eight squares, 57%); with one square (7%) in the Herne Bay Analysis Area; three squares (21%) in North Rural; and two (15%) in the Whitstable Analysis Area. Canterbury City Analysis Area is the only sub-area that does not have any grass squares that are currently utilised by community clubs.

Please note that although Kings School report that its pitches are available for community use, anecdotal evidence suggests that users have previously attempted to hire the pitches but were unable to gain access.

Disused supply

There were formerly cricket squares maintained at Patricxbourne Road Recreation Ground and Chartham Sports Club. Both of these squares had football pitches marked on the outfields and it now appears that football has become the primary sport at each of these sites.

There were also previously grass wickets maintained alongside the NTP at Victoria Recreation Ground. There is no evidence that these grass wickets have been maintained for a number of years.

Burton Downs Recreation Ground and Victoria Recreation Ground ceased to be maintained for cricket by the Council from 2017 as part of a cost saving measure. The pitch at Burton Downs Recreation Ground previously used to flood during the winter months, however, the site has potential to be brought back into use and as such Herne Bay CC and Herne CC have expressed an interest in the site and utilising the old pavilion.

In addition to the above, there is a disused NTP at Barton Court Grammar School. The School reports that it has not had demand for cricket provision for several years now.

Future supply

The new Herne Bay Sports Hub will include provision of a cricket pitch. Although work has started on the pitch, with seeding of the pitch yet to take place Herne Bay Cricket Club will not be playing at the site until the 2021 season. Please note that mini soccer pitches are planned to be marked out on the outfield during winter.

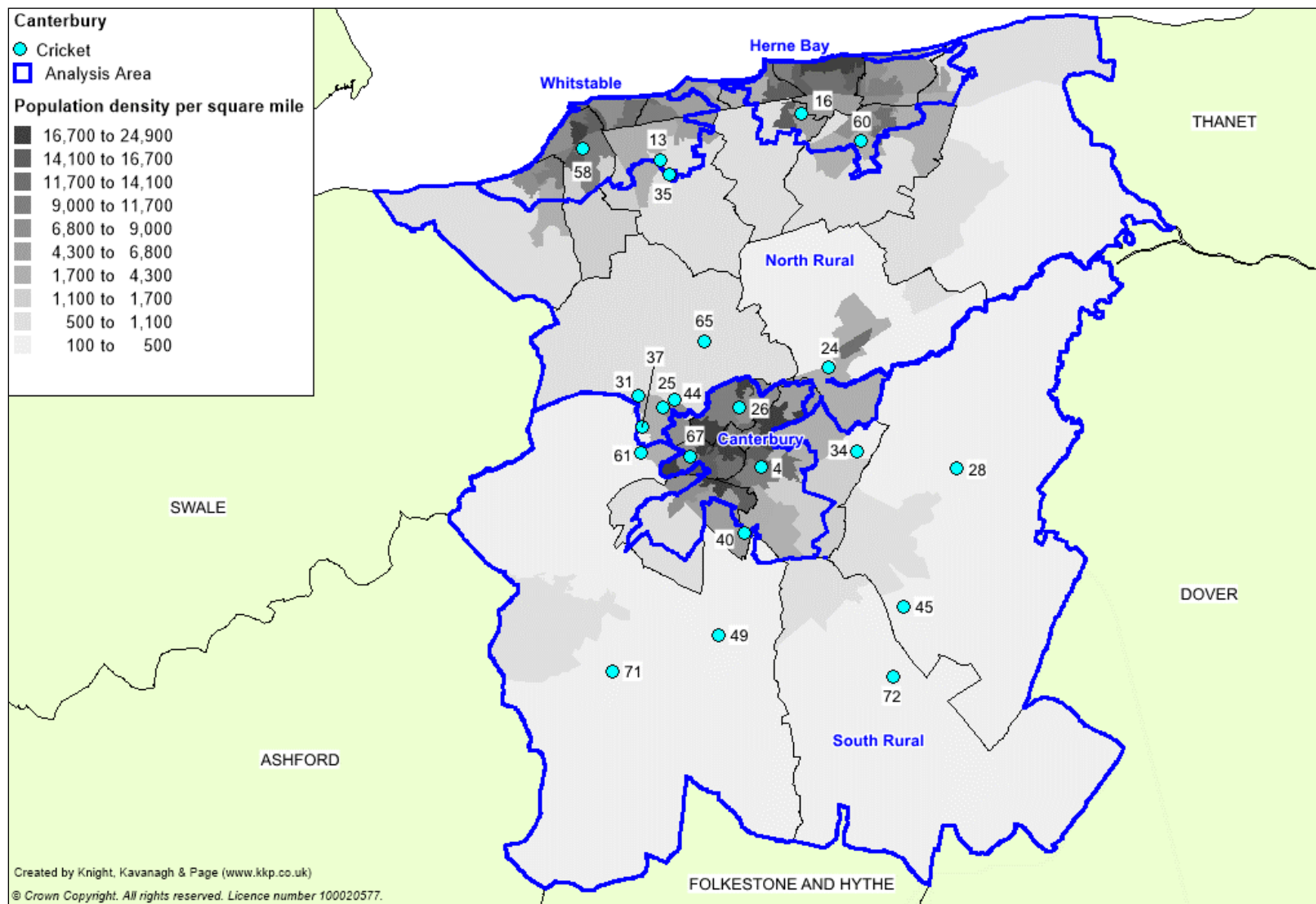
Pentland Homes is currently building the first phase of a housing development to deliver 750 properties on farmland behind Cockerling Road, in Thanington. The development includes provision of a cricket pitch and pavilion and talks are ongoing with Sturry Cricket Club about taking on the facilities.

CANTERBURY DISTRICT PLAYING PITCH STRATEGY ASSESSMENT REPORT

There are concerns about the size of the prospective outfield at both Herne Bay Sports Hub and Pentland site. Both of these are being managed by developers in consultation with the ECB and Kent Cricket.

CANTERBURY DISTRICT PLAYING PITCH STRATEGY ASSESSMENT REPORT

Figure 3.1: Location of cricket pitches in Canterbury



CANTERBURY DISTRICT PLAYING PITCH STRATEGY ASSESSMENT REPORT

Table 3.2: Summary of grass squares

Site ID	Site name	Available for community use?	Analysis area	No. of pitches	Pitch quality	Wicket size	No. of grass wickets
13	Chestfield Cricket Club	Yes	Whitstable	1	Good	Senior	15
16	Herne Bay High School	Yes-unused	Herne Bay	1	Poor	Senior	3
24	Junior King's School	Yes-unused	North Rural	1	Good	Junior	1
24	Junior King's School	Yes-unused	North Rural	1	Good	Junior	1
24	Junior King's School	Yes-unused	North Rural	1	Good	Junior	3
24	Junior King's School	Yes-unused	North Rural	1	Good	Senior	5
						Junior	2
25	Kent College (Canterbury) (Whitstable Road Site)	Yes-unused	North Rural	1	Good	Senior	12
26	Kings School (Birley's Playing Fields)	Yes-unused	Canterbury City	1	Good	Junior	1
26	Kings School (Birley's Playing Fields)	Yes-unused	Canterbury City	1	Good	Junior	1
26	Kings School (Birley's Playing Fields)	Yes-unused	Canterbury City	1	Good	Junior	1
28	Littlebourne Recreation Ground	Yes	South Rural	1	Standard	Senior	8
31	Moat Lane Playing Fields	Yes	North Rural	1	Standard	Senior	6
34	Polo Farm Sports Club	Yes	South Rural	1	Good	Senior	13
34	Polo Farm Sports Club	Yes	South Rural	1	Good	Senior	14
35	Radfall Recreation Ground	Yes	North Rural	1	Standard	Senior	6
37	Rough Common Playing Field	Yes	North Rural	1	Standard	Senior	10
40	Simon Langton Grammar School for Boys	Yes-unused	South Rural	1	Poor	Senior	10
44	St Edmunds School	Yes	North Rural	1	Good	Senior	7
45	St Lawrence and Highland Court Cricket Club	Yes	South Rural	1	Good	Senior	20
45	St Lawrence and Highland Court Cricket Club	Yes	South Rural	1	Good	Senior	20
49	Street End Cricket Club	Yes	South Rural	1	Standard	Senior	4
58	The Belmont Ground	Yes	Whitstable	1	Standard	Senior	8
60	The Cherry Orchard Playing Field	Yes	Herne Bay	1	Standard	Senior	6
65	Tyler Hill Memorial Hall	Yes	North Rural	1	Good	Senior	4
71	Kenfield Cricket Ground	Yes	South Rural	1	Poor	Senior	2
72	Charlton Park	Yes	South Rural	1	Poor	Senior	4

CANTERBURY DISTRICT PLAYING PITCH STRATEGY ASSESSMENT REPORT

Non-turf pitches (NTPs)

The ECB highlights that NTPs which follow its TS6 guidance on performance standards are suitable for high level, senior play and are considered able to take 60 matches per season although this may include training sessions where on occasions mobile nets may be used as a practice facility.

In total, there are 10 NTPs in Canterbury District; eight, of which, are available for community use. The two NTPs not available for community use are located on education sites, St Edmunds School and The Kent College Junior School. These are also both standalone NTPs.

Table 3.3: Summary of non turf pitches (NTPs)

Site ID	Site	Analysis area	Available for community use?	No. of NTPs	Position	Quality
26	Kings School (Birley's Playing Fields)	Canterbury City	Yes-unused	1	Standalone	Good
26	Kings School (Birley's Playing Fields)	Canterbury City	Yes-unused	1	Square	Good
28	Littlebourne Recreation Ground	South Rural	Yes	1	Square	Good
34	Polo Farm Sports Club	South Rural	Yes	1	Square	Good
40	Simon Langton Grammar School for Boys	South Rural	Yes-unused	1	Standalone	Standard
44	St Edmunds School	North Rural	No	1	Standalone	Standard
49	Street End Cricket Club	South Rural	Yes	1	Square	Good
58	The Belmont Ground	Whitstable	Yes	1	Square	Standard
61	The Kent College Junior School	South Rural	No	1	Standalone	Standard
71	Kenfield Cricket Ground	South Rural	Yes	1	Square	Standard

Please note that one standalone NTP previously provided at Victoria Recreation Ground is now not being maintained, so is not fit to play on.

There are no senior or junior leagues servicing Canterbury District that presently permit the use of NTPs for match play.

CANTERBURY DISTRICT PLAYING PITCH STRATEGY ASSESSMENT REPORT

Pitch quality

As part of the PPS guidance, there are three levels to assessing the quality of cricket pitches: good, standard and poor. Maintaining high pitch quality is the most important aspect of cricket; if the wicket is poor, it can affect the quality of the game and can, in some instances, become dangerous.

Table 3.4: Pitch quality of all grass squares available for community use

Good	Standard	Poor
15	7	4

Most grass squares available for community use are good quality (15 squares or 58%); seven squares (27%) are standard quality; and four squares (15%) are poor quality. Please refer to Table 3.2 for a breakdown of site by site quality.

Improved maintenance can aid an increase in pitch quality, with Harbledown CC and Chestfield CC both noting that pitch quality has improved in the last three seasons. No clubs in Canterbury District report that pitch quality has decreased in recent seasons.

Cherry Orchard Playing Field (Herne CC) is assessed as standard quality with reports of the topdressing having a high percentage of stone and gravel in it. Remedial work is required to square due to these issues.

Some outfielders in the District slope away from the squares, but this is considered minor in all cases and not notably detrimental to overall pitch quality

To obtain a full technical assessment of wickets and pitches, the ECB recommends a Performance Quality Standard (PQS) assessment to determine whether a cricket square meets the Performance Quality Standards which are benchmarked by the Institute of Groundsmanship.

There are three categories of measurement that relate to the overall quality of the square: structural quality, presentational quality and playing quality. Once a square has been assessed it is given a quality rating as shown in the table below.

Table 3.5: Performance Quality Standard ratings

Quality rating	Details
Premier (High)	Where the surface is intended for Premier League play, with those within the top quartile capable of holding minor county and 1st class one day matches. May include some of the better schools and university pitches
Club (Standard)	A Club pitch suitable for league, school and junior cricket
Basic	An acceptable level suitable for recreational cricket and where the surface is designed and maintained within tight financial limitations such as Local Authorities
Unsuitable	This is where the surface is deemed unfit or unsafe for play

Clubs can contact the ECB to arrange for a pitch advisor to complete three different reports (comprehensive/mini/verbal) that vary in cost. A fully comprehensive report includes soil testing and guidance on machinery and corrective procedures, a mini report includes guidance on machinery and corrective procedures and a verbal report is a spoken version of a mini report.

CANTERBURY DISTRICT PLAYING PITCH STRATEGY ASSESSMENT REPORT

Ancillary facilities

All clubs in Canterbury District have access to changing room facilities at their respective home grounds. However, no clubs have separate senior/junior and male/female changing available, although Canterbury CC does have a sufficient number of changing rooms at Polo Farm Sports Club to manage this. Only three responding clubs have separate officials' changing provision on site.

Two clubs in Canterbury District report that clubhouse facilities are poor quality (Harbledown CC and Herne Bay CC), with another two noting that their clubhouses are of acceptable quality and the remaining consider their clubhouse to be of good quality.

Vandalism appears to be an issue in Canterbury District with six of the responding clubs noting that there has been damage to ancillary facilities and/or attempted break ins in recent years. Common issues can be recreational football taking place on site leading to damage of sightscreens and/or clubhouses; or vandalism to covers and sightscreens. While the remote location of some venues can make them vulnerable to anti-social behaviour.

Security of tenure

The majority of grass cricket pitches used by clubs in Canterbury District are currently considered to be secured i.e. there is a high degree of comfort that currently used pitches will continue to be provided for at least the next three years.

The exception being Harbledown CC, based at Rough Common Playing Field, which had a lease agreement with Rough Common Village Hall Committee that expired following the conclusion of the 2019 cricket season. The Club reports that it is in the process of negotiating a new five year agreement with the Committee but that this is taking longer than initially predicted, it has therefore been classified as unsecure until such time as this is resolved.

Two clubs in the District own their home ground freehold; five clubs rent home grounds from the local parish councils; and three clubs have lease agreements with assorted landowners and/or managers. Both Reculver CC and Sturry CC rent a pitch at St Lawrence and Highland Court Cricket Club. It is understood that these agreements are with St Lawrence and Highland Court CC.

Canterbury CC rents its home venue at Polo Farm Sports Club; but as one of the founding partners in the organisation is considered secure on the site. The agreement is ongoing with neither party reporting plans for it to cease.

Five of the responding clubs note that current agreements for pitches did not include ancillary provision; with alternative agreements having been sought or provision being owned by clubs.

Table 3.6: Tenure of cricket clubs

Site ID	Site name	Analysis area	Tenure
13	Chestfield Cricket Club	Whitstable	Owned by Chestfield CC.
28	Littlebourne Recreation Ground	South Rural	Rented by Littlebourne CC on an annual basis from Littlebourne Parish Council.

CANTERBURY DISTRICT PLAYING PITCH STRATEGY ASSESSMENT REPORT

Site ID	Site name	Analysis area	Tenure
34	Polo Farm Sports Club	South Rural	Rented by Canterbury CC on an ongoing agreement. The Club is secure on the site as one of the founders of Polo Farm Sports Club.
35	Radfall Recreation Ground	North Rural	Rented by Herne Bay CC and Whitstable Labour Club CC both on annual agreements.
37	Rough Common Playing Field	North Rural	Leased by Harbledown CC from the Village Hall Committee. The agreement actually lapsed at the end of the 2019 season, with the Club seeking to renegotiate a new five year agreement.
45	St Lawrence and Highland Court Cricket Club	South Rural	Leased by St Lawrence and Highland Court CC until 2031; and rented by Reculver CC and Sturry CC on a match by match basis.
49	Street End Cricket Club	South Rural	Leased by Street End CC from a private landowner. The agreement has 21 years remaining.
58	The Belmont Ground	Whitstable	Leased by Whitstable CC from Canterbury City Council. The agreement has 30 years remaining.
60	The Cherry Orchard Playing Field	Herne Bay	Rented by Herne CC on an annual basis.
65	Tyler Hill Memorial Hall	North Rural	Rented by Tyler Hill CC on an annual basis.
71	Kenfield Cricket Ground	South Rural	Owned by Kenfield CC.
72	Charlton Park	South Rural	Rented by Exiles at Bishopsbourne CC on a short term agreement.

In addition to the above, St Edmunds School now only play junior schools' cricket on their main site (albeit it has aspiration to create a new square on another field that it owns). Therefore, although it is available for community use, it is juniors only and limited due to term times and school fixtures.

Training

Training nets are recorded at the following grounds:

- ✦ Street End Cricket Club
- ✦ St Lawrence and Highland Court Cricket Club
- ✦ Polo Farm Sports Club (Canterbury CC)
- ✦ Chestfield Cricket Club
- ✦ The Belmont Ground (Whitstable CC)
- ✦ Littlebourne Recreation Ground (Littlebourne CC)

However, half of responding clubs report a requirement for additional training facilities, all highlighting a requirement for additional practice net provision. Herne Bay CC and Harbledown CC also report a need for an NTP alongside existing grass squares.

Should NTPs be installed alongside existing grass wickets then clubs would require mobile nets to allow greater use of this provision. Harbledown CC acknowledge this need and note that fixed bay nets would be sufficient.

CANTERBURY DISTRICT PLAYING PITCH STRATEGY ASSESSMENT REPORT

Other clubs in the District appear content with current training provision, although it is accepted that more access to indoor provision during the winter months would benefit performance and participation for each club.

Access to cricket nets is important, particularly for pre-season/winter training. None of the clubs have access to indoor nets on site and therefore must travel off site to access practice facilities in the winter. Indoor cricket is also covered within the Indoor & Built Facilities Strategy.

3.3: Demand

There are 15 community cricket clubs currently based in Canterbury District; eight of which, have at least one junior team. Demand for cricket is high with clubs generating a total of 74 teams. There is a total of 34 senior and 40 junior teams; two of which are women's teams.

Littlebourne, Herne Bay and Whitstable cricket clubs report decreases in senior men's teams; with the same clubs plus Street End CC also reporting decreased junior representation.

St Lawrence and Highland Court CC reports an increase in both senior men's and junior cricket, the only club to report the latter. Harbledown CC and Chestfield CC also report an increase the number of senior men's teams put out on a regular basis. All other responding clubs report that participation has remained fairly static.

Both senior women's teams are based in the South Rural Analysis Area, with none of the other analysis areas having any dedicated female teams. This is in line with the South Rural Area having the largest number of teams (42). There are no teams based in the Canterbury City Analysis Area as there are no available pitches in the area which are secured use.

Table 3.7: Summary of teams by analysis area

Analysis area	No. of competitive teams		
	Senior men	Senior women	Junior
Canterbury City	-	-	-
Herne Bay	1	-	-
North Rural	5	-	4
South Rural	19	2	21
Whitstable	7	-	15
Canterbury District	32	2	40

Women's and girls' cricket

Women's and girls' cricket are a national priority and there is a target to establish more female teams in every local authority over the next five years. 8-10% of the whole sport plan funding is focused around women and girls and talent I.D. Currently there are two female teams playing in Canterbury District, both senior women's teams, representing Canterbury CC and St Lawrence & Highland Court CC.

The ECB's refreshed strategy called "Inspiring Generations" was announced in January 2019. It builds on the strong foundations laid by Cricket Unleashed and supports the growth of cricket in England and Wales between 2020 and 2024. At the heart of this strategy is a single unifying purpose, which gets to the core of what the game can do for

CANTERBURY DISTRICT PLAYING PITCH STRATEGY ASSESSMENT REPORT

society both on and off the field to ensure that cricket is in an even stronger position that it is in 2019.

CANTERBURY DISTRICT PLAYING PITCH STRATEGY ASSESSMENT REPORT

Inspiring Generations has six key priorities and activities including transforming women's and girls' cricket to increase the representation of women in every level of cricket by:

- ◀ Growing the base through participation and facilities investment.
- ◀ Launching centres of excellence and a new elite domestic structure.
- ◀ Investing in girls' county age group cricket.
- ◀ Delivering a girls' secondary school programme.

There will be a structured pathway for women and girls in both softball and hardball cricket. At the time of writing the pathways and clubs involved in Canterbury District are still in the planning stages.

Last man stands (LMS)

LMS is a short format of cricket operated on a franchise basis but affiliated to the ECB, where matches are typically played midweek on NTPs. However, there is no LMS league operating within Canterbury District or surrounding local authorities.

Unmet/latent demand

Unmet demand is existing demand that is not getting access to pitches. Latent demand is teams that could be created if additional pitch provision was available in the local area. No clubs in Canterbury District report any unmet or latent demand.

Displaced demand

Displaced or exported demand refers to Canterbury District based teams that are currently accessing pitches outside of the local authority for their home fixtures, normally because their pitch requirements cannot be met, which is usually because of pitch supply, in some cases quality issues or stipulated league requirements for access to certain facilities. In the same manner, it also refers to demand imported from other local authorities based on the same reasoning.

Herne CC is playing at Cherry Orchard Playing Fields, having been forced to leave St Nicholas at Sarre in Thanet District.

Please also note the following clubs are playing outside of their area within Canterbury District itself. For example, Herne Bay CC is playing at Radfall in Whitstable, Reculver CC is playing at St Lawrence and Highland Court CC, which is considered outside of its catchment area.

Future demand

Future demand can be defined in two ways, through participation increases and using population forecasts.

Population increases

Team generation rates are used below as the basis for calculating the number of teams likely to be generated in the future based on population growth (2040).

CANTERBURY DISTRICT PLAYING PITCH STRATEGY ASSESSMENT REPORT

Table 3.8: Team generation rates

Age group	Current population within age group ¹⁸	Current no. of teams	Team Generation Rate	Future population within age group (2040 ¹⁹)	Predicted future number of teams	Additional teams that may be generated from the increased population
Senior Men (18-55)	42,625	32	1:1332	49,534	37	5
Senior Women (18-55)	42,448	2	1:21224	43,593	2	0
Junior Boys (7-18)	10,965	40	1:274	11,714	43	3
Junior Girls (7-18)	10,207	0	0	10,882	0	0

Districtwide population growth forecasts the creation of five new senior men's teams and three junior boys' teams. Any other participation increases will likely be assimilated within existing playing squads.

Please note that although population growth does not show additional women and girls' teams, participation growth overleaf, highlights two additional women's teams to account for a focus on developing women's and girls' teams locally. This is considered realistic enough to capture potential growth in this area.

By analysis areas, a clearer picture of how population increases will impact participation levels is displayed.

3.9: Team generation rates (TGRs) by analysis area

Age group	Additional teams that may be generated from the increased population (by Analysis Area)					
	Canterbury City	Herne Bay	North Rural	South Rural	Whitstable	Total
Senior Men (18-55)	-	-	-	3	1	4
Senior Women (18-55)	-	-	-	-	-	-
Junior Boys (7-18)	-	-	-	1	1	2
Junior Girls (7-18)	-	-	-	-	-	-
Total	-	-	-	4	2	6

Population increases are considered sufficient in the Whitstable Analysis Area to lead to the creation of one additional senior men's team and a junior boys' team. The increases in Rural South will be larger with three senior men's teams and a junior boys' team. Increases in population in the other three analysis areas are not considered sufficient enough to lead to the creation of any additional teams.

It is important to note that TGRs are based exclusively on population figures and do not account for specific targeted development work within certain areas or focused towards certain groups, such as coaching activity within schools linking to local clubs or NGB aims as part of the Whole Sport Plan.

¹⁸ Data Source: ONS Mid-2018 Population Estimates for Lower Layer Super Output Areas in England and Wales by Single

¹⁹ Data Source: ONS 2016-based projections

CANTERBURY DISTRICT PLAYING PITCH STRATEGY ASSESSMENT REPORT

Participation increases

In addition to potential increases from population growth, several clubs' state that they aspire to increase the number of teams they currently have.

Table 3.10: Club growth aspirations

Club	Analysis area	No. of competitive teams		
		Senior men	Senior women	Junior
Canterbury CC	South Rural	1	1	-
Chestfield CC	Whitstable	1	-	-
Herne Bay CC	North Rural	2	-	1
Littlebourne CC	South Rural	-	-	1
St Lawrence and Highland Court CC	South Rural	-	1	2
Whitstable CC	Whitstable	1	-	1
Totals		5	2	5

Seven clubs report aspirations to increase the number of teams, although only six of these quantified this aspiration²⁰. Canterbury, Chestfield Herne Bay and Whitstable cricket clubs all report aspirations to establish additional senior men's teams. Whilst Canterbury CC and St Lawrence and Highland Court CC aspire to establish ladies' teams.

Four clubs also have ambitions to create new junior squads, which will presumably accommodate both male and female demand. Neither Sturry CC nor Street End CC reported plans to increase the number of teams representing each club.

Half of future demand will be in the South Rural Analysis Area, with three of the seven clubs based in the Area. Senior men's teams average eight home matches per season meaning that there a further requirement for 40 match equivalent sessions per season to accommodate proposed teams. Depending on which league the new senior teams compete in will dictate on which day matches will occur. Given that the majority of senior demand in the District competes on Saturdays, it is considered that future demand will also need to be accommodated at this time.

Senior women's teams play on average ten home games per season, meaning that 20 match equivalent sessions per season need to be accommodated for this new demand.

Junior teams play an average of three home matches per season representing a further requirement for 15 junior match sessions per season to accommodate proposed new teams. Junior cricket takes place midweek and can therefore take place over a number of evenings.

All Stars Cricket

In partnership with the ECB and Chance to Shine, cricket clubs in Canterbury District can register to become an ECB All Stars Cricket Centre in 2019. Once registered, a club can deliver the programme which aims to introduce cricket to children aged from five to eight. Subsequently, this may lead to increased interest and demand for junior cricket at clubs.

²⁰ Harbledown CC reported aspirations to increase the number of teams but did not provide information of the format of this demand.

CANTERBURY DISTRICT PLAYING PITCH STRATEGY ASSESSMENT REPORT

CANTERBURY DISTRICT PLAYING PITCH STRATEGY ASSESSMENT REPORT

The programme seeks to achieve the following aims:

- ◀ Increase cricket activity for five to eight year olds in the school and club environment
- ◀ Develop consistency of message in both settings to aid transition
- ◀ Improve generic movement skills for children, using cricket as the vehicle
- ◀ Make it easier for new volunteers to support and deliver in the club environment
- ◀ Use fun small sided games to enthuse new children and volunteers to follow and play the game

At present, two clubs in the Local Authority host All Stars programmes with varying levels of participation:

- ◀ Littlebourne CC
- ◀ Street End CC

Following the success of All Stars at Littlebourne CC, it expresses demand for an additional junior team.

Dynamos cricket

A key development area for the ECB in delivering on the outcomes of 'Inspiring Generations' will be the Dynamos Cricket programme for 8-11 year olds launching in 2020. This builds on the significant growth of the All Stars Cricket programme for 5-8 year olds established in 2017 and will develop the pathway to retain juniors progressing from All Stars Cricket into Dynamos Cricket.

Where All Stars Cricket seeks to engage children in cricket activity and learning the skills, Dynamos Cricket seeks to engage children in learning how to play, introducing a modified soft ball format as competitive progression with a view to eventual transition through to hardball cricket. The programme will be strongly linked to The Hundred, a new short format competition also launching in 2020.

It is thought likely that the launch of Dynamos will grow participation at these ages and as such will have some impact on the capacity of cricket provision in the Area in a similar way to All Stars.

Peak time demand

More than half of senior teams in the District play matches on Saturdays (18 teams), with 47% of teams playing on Sundays (16 teams). There is some midweek senior match play, however, this is generally ad-hoc.

For junior cricket, peak time demand is considered to be midweek (63%), although U11 and U9 teams do play on a Sunday. It should therefore be noted that midweek cricket has the potential to be spread across numerous days Monday to Friday (though some time will be required for square preparation/repair and training) and as a result squares have greater capacity to carry junior demand providing the pitches are not overplayed.

3.4: Capacity analysis

Capacity analysis for cricket is measured on a seasonal rather than a weekly basis. This is due to playability (as only one match is generally played per pitch per day at weekends or weekday evening) and because wickets are rotated throughout the season to reduce wear and tear and to allow for repair.

CANTERBURY DISTRICT PLAYING PITCH STRATEGY ASSESSMENT REPORT

The capacity of a square to accommodate matches is driven by the number and quality of wickets. This section of the report presents the current pitch stock available for cricket and illustrates the number of competitive matches per season that each square can accommodate against the number of matches currently taking place.

For good quality squares, capacity is considered to be five matches per adult wicket per season, whilst for a standard quality square, capacity is four matches per adult wicket per season. For poor quality squares, no capacity is considered to exist due to health and safety issues.

Adult wickets		Junior wickets	
Pitch quality	Matches per week	Pitch quality	Matches per week
Good	5	Good	7
Standard	4	Standard	4
Poor	0	Poor	0

The above guidance is used to allocate capacity ratings as follows:

Potential capacity	Play is below the level the site could sustain
At capacity	Play matches the level the site can sustain
Overused	Play exceeds the level the site can sustain

The number of matches played by each team has been derived from information supplied by the ECB as well as from consultation with clubs. Where such information was not made available, the average number of home matches per year has been applied. For senior men, this is eight matches per year, for senior women, this is 10 matches per year and for juniors this is three matches per season.

The ECB suggests that a non-turf wicket can accommodate 60 matches per season. As no non-turf wickets are recorded as accommodating more than this in Canterbury District, they are all considered to have spare capacity. This translates to actual spare capacity as they are generally accessed during mid-week by junior teams and as a result can be used on a variety of days. For this reason, non-turf wicket capacity has been discounted from the table overleaf so that it does not distort the capacity of grass wickets.

Please note for education sites, schools and academies often state their own policies and are more likely to restrict levels of community use. Therefore, they are considered to have unsecure tenure and as such any spare capacity is removed and they have been assigned as being at capacity in the table overleaf.

CANTERBURY DISTRICT PLAYING PITCH STRATEGY ASSESSMENT REPORT

Table 3.11: Cricket pitch capacity

Site ID	Site name	Available for community use?	Analysis area	Clubs playing at the site	No. of pitches	Pitch quality	Wicket size	No. of grass wickets	Recommended ECB capacity (sessions per season)	Actual play (sessions per season)	Capacity rating (sessions per season)
13	Chestfield Cricket Club	Yes	Whitstable	Chestfield CC	1	Good	Senior	15	75	62	-13
16	Herne Bay High School	Yes-unused	Herne Bay	School use only	1	Poor	Senior	3	0	0	-
24	Junior King's School	Yes-unused	North Rural	School use only	1	Good	Junior	1	7	0	-
24	Junior King's School	Yes-unused	North Rural	School use only	1	Good	Junior	1	7	0	-
24	Junior King's School	Yes-unused	North Rural	School use only	1	Good	Junior	3	21	0	-
24	Junior King's School	Yes-unused	North Rural	School use only	1	Good	Senior	5	25	0	-
							Junior	2	14	0	-
25	Kent College (Canterbury) (Whitstable Road Site)	Yes-unused	North Rural	School use only	1	Good	Senior	12	60	36	-24
26	Kings School (Birley's Playing Fields)	Yes-unused	Canterbury City	School use only	1	Good	Junior	1	7	0	-
26	Kings School (Birley's Playing Fields)	Yes-unused	Canterbury City	School use only	1	Good	Junior	1	7	0	-
26	Kings School (Birley's Playing Fields)	Yes-unused	Canterbury City	School use only	1	Good	Junior	1	7	0	-
28	Littlebourne Recreation Ground	Yes	South Rural	Littlebourne CC	1	Standard	Senior	8	32	39	7
31	Moat Lane Playing Fields	Yes	North Rural	Reculver CC (juniors)	1	Standard	Senior	6	24	9	-15
34	Polo Farm Sports Club	Yes	South Rural	Canterbury CC	2	Good	Senior	27	135	75	-60
35	Radfall Recreation Ground	Yes	North Rural	Herne Bay CC Whitstable Labour Club CC	1	Standard	Senior	6	24	26	2
37	Rough Common Playing Field	Yes	North Rural	Harbledown CC	1	Standard	Senior	10	40	16	-24
40	Simon Langton Grammar School for Boys	Yes-unused	South Rural	School use	1	Poor	Senior	10	0	0	-
44	St Edmunds School	Yes	North Rural	Junior schools' cricket only	1	Good	Senior	7	35	35	-
45	St Lawrence and Highland Court Cricket Club	Yes	South Rural	St Lawrence & Highland Court CC Reculver CC Sturry CC	2	Good	Senior	40	200	82	-118
49	Street End Cricket Club	Yes	South Rural	Street End CC	1	Standard	Senior	4	16	18	2
58	The Belmont Ground	Yes	Whitstable	Whitstable CC	1	Standard	Senior	8	32	40	8
60	The Cherry Orchard Playing Field	Yes	Herne Bay	Herne CC	1	Standard	Senior	6	24	6	-18
65	Tyler Hill Memorial Hall	Yes	North Rural	Tyler Hill CC	1	Good	Senior	4	20	7	-13
71	Kenfield Cricket Ground	Yes	South Rural	Kenfield CC	1	Poor	Senior	2	0	4	4
72	Charlton Park	Yes	South Rural	Exiles at Bishopsbourne CC	1	Poor	Senior	4	0	15	15

CANTERBURY DISTRICT PLAYING PITCH STRATEGY ASSESSMENT REPORT

Spare capacity

A square is only considered to have actual spare capacity if it is available for further usage at peak time. For senior cricket, peak time is Saturday as this is when most demand exists. As only one match can be played on each square per day, only two Saturday teams can be assigned to play home matches on one square (based on matches being played on an alternate home and away basis). As such, if a square has two Saturday teams already playing home fixtures on it, no actual spare capacity is perceived to exist for additional senior usage. If one or no teams are playing on a square on a Saturday, and it has overall capacity, actual spare capacity for senior demand is generally identified.

Notwithstanding the above, there may be situations where, although a site is highlighted as potentially able to accommodate some additional play, this should not be recorded as actual spare capacity against the site. For example, a site may be managed to operate slightly below full capacity to ensure that it can cater for a number of regular training sessions, or to protect the quality of the site. As such, no sites that are over, at, or close to capacity are considered to have actual spare capacity (at least eight match equivalent sessions of spare capacity are required for an additional senior team to be accommodated based on the average number of matches played per season).

Of the sites with spare capacity, four are available for further activity on a Saturday and thus, they are considered to have actual spare capacity for senior cricket. These are shown in the table below as green in the column 'Pitches available on Saturday'. However, please note that Harbledown CC playing at Rough Common Playing Field is still in the process of securing a five year lease.

Please note that actual spare capacity is quantified by identifying the number of squares available for further usage; 0.5 squares are shown where a square has capacity to accommodate one additional team (as a whole square can accommodate two teams).

Table 3.12: Actual spare capacity (senior)

Site ID	Site name	Analysis area	Spare capacity (match sessions)	Pitches available on Saturday	Number of additional teams that could be accommodated	Actual square capacity (match sessions)
13	Chestfield Cricket Club	Whitstable	-13	-	-	-
28	Littlebourne Recreation Ground	South Rural	-1	-	-	-
31	Moat Lane Playing Fields	North Rural	-15	1	1	8
34	Polo Farm Sports Club	South Rural	-60	-	-	-
35	Radfall Recreation Ground	North Rural	-4	0.5	-	-
37	Rough Common Playing Field	North Rural	-24	1	2	16
45	St Lawrence and Highland Court Cricket Club	South Rural	-118	-	-	-
49	Street End Cricket Club	South Rural	-2	0.5	-	-

CANTERBURY DISTRICT PLAYING PITCH STRATEGY ASSESSMENT REPORT

Site ID	Site name	Analysis area	Spare capacity (match sessions)	Pitches available on Saturday	Number of additional teams that could be accommodated	Actual square capacity (match sessions)
60	The Cherry Orchard Playing Field	Herne Bay	-18	1	2	16
65	Tyler Hill Memorial Hall	North Rural	-13	1	2	16
71	Kenfield Cricket Ground	South Rural	-5	1	-	-
72	Charlton Park	South Rural	-4	0.5	-	-
Total				4	7	56

Overplay

Overplay occurs when more play is accommodated at a site than it is able to sustain. Six sites are considered to be overplayed beyond capacity by an accumulative 38 match equivalent sessions per season.

Table 3.13: Overplay summary

Site ID	Site name	Analysis area	Capacity rating (sessions per season)
28	Littlebourne Recreation Ground	South Rural	7
58	The Belmont Ground	Whitstable	8
35	Radfall Recreation Ground	North Rural	2
49	Street End Cricket Club	South Rural	2
71	Kenfield Cricket Ground	South Rural	4
72	Charlton Park	South Rural	15
Total			38

When sites are well maintained they are able to accommodate a certain amount of overplay, however, continued overplay will have a detrimental effect on pitches.

Two of the overplayed sites are poor quality (Kenfield Cricket Ground and Charlton Park) and as such any play on these sites is considered to be overplay.

3.5: Supply and demand analysis

The table below explores total available spare capacity over the season, considered against total overplay. Future demand is based on a combination of population growth and participation growth.

Match equivalent sessions per season for future demand has been calculated using the average number of matches played per season by the respective team type (eight for senior men and three for juniors). As previously mentioned, junior teams generally play midweek across a variety of days; consequently, spare capacity is considered to exist for junior matches both now and in the future and should be judged on a site by site basis where clubs have particular aspiration to increase the number of junior teams.

CANTERBURY DISTRICT PLAYING PITCH STRATEGY ASSESSMENT REPORT

Table 3.14: Capacity of cricket pitches at peak time (Saturday)

Analysis area	Demand (match sessions)				
	Actual spare capacity	Overplay	Current total	Future demand	Future total
Canterbury City	-	-	-	-	-
Herne Bay	16	-	16	-	16
North Rural	40	2	38	19	19
South Rural	-	28	28	64	92
Whitstable	-	8	8	30	38
Total	56	38	18	113	95

Overall, there is current spare capacity totalling just 18 match equivalent sessions per season across the District, although there is a shortfall in Whitstable. However, two areas display a current (and future shortfall), South Rural and Whitstable analysis areas.

When future demand is considered from both population growth and club aspirations the spare capacity becomes a shortfall of 95 match equivalent sessions, with two analysis areas displaying a shortfall.

3.6: Conclusion

In conclusion, the existing supply of outdoor cricket facilities is sufficient to cater for current levels of demand for weekend and midweek cricket. However, should participation increase as predicted then there will be a shortfall of secure supply available throughout the District. Secure, long term agreements should be sought at education sites so provide additional capacity in the future to accommodate forecasted demand. Further, there is also a need to secure use for Harbledown CC using Rough Common Playing Field where spare capacity is expressed.

The ECB Get the Game On campaign²¹ is focused on increasing participation and reducing the number of matches cancelled in order to keep people interested and playing. During the campaign's inaugural year in 2015 there were 6% more games played nationally with 5% less matches cancelled. Use of NTPs for league cricket may present a way forward to fulfilling more fixtures and use of NTPs for league cricket may increase in future.

There is some potential for NTPs to be installed at club sites (this will be explored further in the Strategy), particularly those that are overplayed; then leagues should be encouraged to allow greater utilisation of these pitches for match demand, specifically to accommodate junior and shorter format demand.

Focus should also be to continue to drive participation growth, especially through the All Stars Cricket programme and to ensure that facilities are able to sufficiently cater for this junior development activity, especially the quality of ancillary facilities and toilets required to support junior delivery including for growth in the women and girls game.

²¹ <http://getthegameon.co.uk/>

CANTERBURY DISTRICT PLAYING PITCH STRATEGY ASSESSMENT REPORT

Cricket summary

- ◀ There are 26 senior grass cricket pitches in Canterbury District, all of which, are available for community use.
- ◀ Pitches at both Junior King's School and Kings School (Birley's Playing Fields) are or have junior size wickets with appropriate size outfielders.
- ◀ There were formerly cricket squares maintained at Patricbourne Road Recreation Ground and Chartham Sports Club. Both of these squares had football pitches marked on the outfielders and it now appears that football has become the primary sport at each of these sites.
- ◀ In addition to grass provision, there are 11 non-turf pitches (NTPs) in Canterbury District; nine, of which, are available for community use. The two NTPs not available for community use are located on an education site.
- ◀ Most grass squares available for community use are good quality (15 squares or 58%); seven squares (27%) are standard quality; and four squares (15%) are poor quality.
- ◀ Two clubs in Canterbury District report that clubhouse facilities are poor quality. Vandalism can be an issue at some sites.
- ◀ All but one grass cricket pitches used by clubs in Canterbury District are currently considered to be secured for at least the next three years. Harbledown CC's lease agreement is lapsed with the Club seeking to secure a new agreement with Rough Common Village Hall Committee.
- ◀ Half of responding clubs report a requirement for additional training facilities.
- ◀ Demand for cricket is high with 15 clubs generating a total of 74 teams. There is a total of 34 senior and 40 junior teams; two of which, are women's teams.
- ◀ Future population growth forecasts the likely creation of one senior men's team and a junior boys' team in the Whitstable Analysis Area; and three senior men's teams and a junior boys' team in the Rural South Analysis Area.
- ◀ Canterbury, Chestfield Herne Bay and Whitstable cricket clubs all report aspirations to establish additional senior men's teams. Whilst Canterbury CC and St Lawrence and Highland Court CC aspire to establish ladies' teams. Four clubs also have ambitions to create new junior squads. Reported club growth is considered to realistically capture targeted growth of women and girls' teams across the District.
- ◀ More than half of senior teams in the District play matches on Saturdays (18 teams), with 47% of teams playing on Sundays (16 teams). There is some midweek senior match play however, this is generally ad-hoc. For junior cricket, peak time demand is midweek (63%).
- ◀ There are five sites that have spare capacity at peak time, equating to 56 match equivalent sessions of actual spare capacity (or eight teams).
- ◀ There are 38 match equivalent sessions of overplay on cricket pitches in Canterbury District located across six sites.
- ◀ The overall existing supply of outdoor cricket facilities is sufficient to cater for current levels of demand. However, when future demand is considered there is a predicted overall shortfall.
- ◀ Two areas display a current and future shortfall, South Rural and Whitstable analysis areas.
- ◀ Canterbury is reasonably well provisioned regarding indoor facilities but there are limited facilities in the coastal areas of Canterbury.

CANTERBURY DISTRICT PLAYING PITCH STRATEGY ASSESSMENT REPORT

PART 4: RUGBY UNION

4.1: Introduction

The Rugby Football Union (RFU) is the national governing body for rugby union. It is split into six areas across the Country with a workforce team that covers development, coaching, governance and competitions, Canterbury District falls into Area 3. A full-time development officer is responsible for the Area (as part of the wider region) and works closely with all clubs to maximise their potential. This work involves developing club structures, working towards the RFU accreditation (Clubmark) and the development of school-club structures.

Its variety of programmes, which includes 15 aside, 10 aside, 7 aside, Tag and the O2 Touch programme, all aim to increase and retain participation within the game. In order to sustain and increase participation in the game facilities need to be appropriate, affordable and accessible.

Consultation

There are two rugby union clubs based in Canterbury District. Both were invited to take part in consultation; Canterbury RFC was met with face to face and Whitstable RFC completed an online survey. In addition to this, the University of Kent and Canterbury Christ Church University were both met with face to face, with demand from their rugby clubs captured during consultation.

4.2: Supply

Within Canterbury District, there are 29 rugby union pitches provided across 12 sites, 22 of which are senior size. There are three mini and four junior size pitches. Two pitches are unavailable for community use, both located at education sites (St Anselms RC School and Kent College). Rugby union pitches at these sites are unavailable in order to preserve quality for school use and/or for safeguarding reasons.

Please note that although Kings School report that its pitches are available for community use, anecdotal evidence suggests that users have previously attempted to hire the pitches but were unable to gain access.

In addition to the grass rugby union pitches, there are two full size, 3G pitches that are World Rugby (WR) compliant, located at University of Kent and Simon Langton School (expired February 2020 but expected to be retested).

Table 4.1: Supply of rugby union pitches

Analysis area	Available for community use	Unavailable for community use
Canterbury City	10	1
Herne Bay	1	-
North Rural	7	1
South Rural	7	-
Whitstable	2	-
Canterbury District	27	2

Traditionally, mini and junior rugby takes place on over marked senior pitches and this is the case at Whitstable Rugby Club where there are no dedicated mini or junior pitches. However, mini demand from Canterbury RFC is accommodated on the mini pitches at the Club's home venue.

CANTERBURY DISTRICT PLAYING PITCH STRATEGY ASSESSMENT REPORT

The Canterbury City Analysis Area contains the highest percentage of pitches, with 38% (11 pitches) of the total supply, however, one of these is unavailable for community use, as referenced. There are only three rugby union pitches in the Whitstable and Herne Bay analysis areas combined; two of which are located at Whitstable Rugby Club (Whitstable).

Excluding pitches at school sites, there are only nine rugby union pitches in Canterbury District, all located at the home venues of Canterbury RFC and Whitstable RFC.

The audit only identifies dedicated, line marked pitches. For rugby union pitch dimension sizes please see the table below.

Table 4.2: Pitch dimensions

Age	Pitch type	Maximum pitch dimensions (metres)*
U7	Mini	20 x 12
U8	Mini	44 x 22
U9	Mini	60 x 30
U10	Mini	60 x 34
U11	Mini	60 x 43
U12	Mini	60 x 43
U13	Junior	90 x 60 (60 x 43 for girls)
U14 +	Senior	100 x 70 ²²

**Recommended run off area for all pitch types requires five-metres each way and a minimum in-goal length of six metres.*

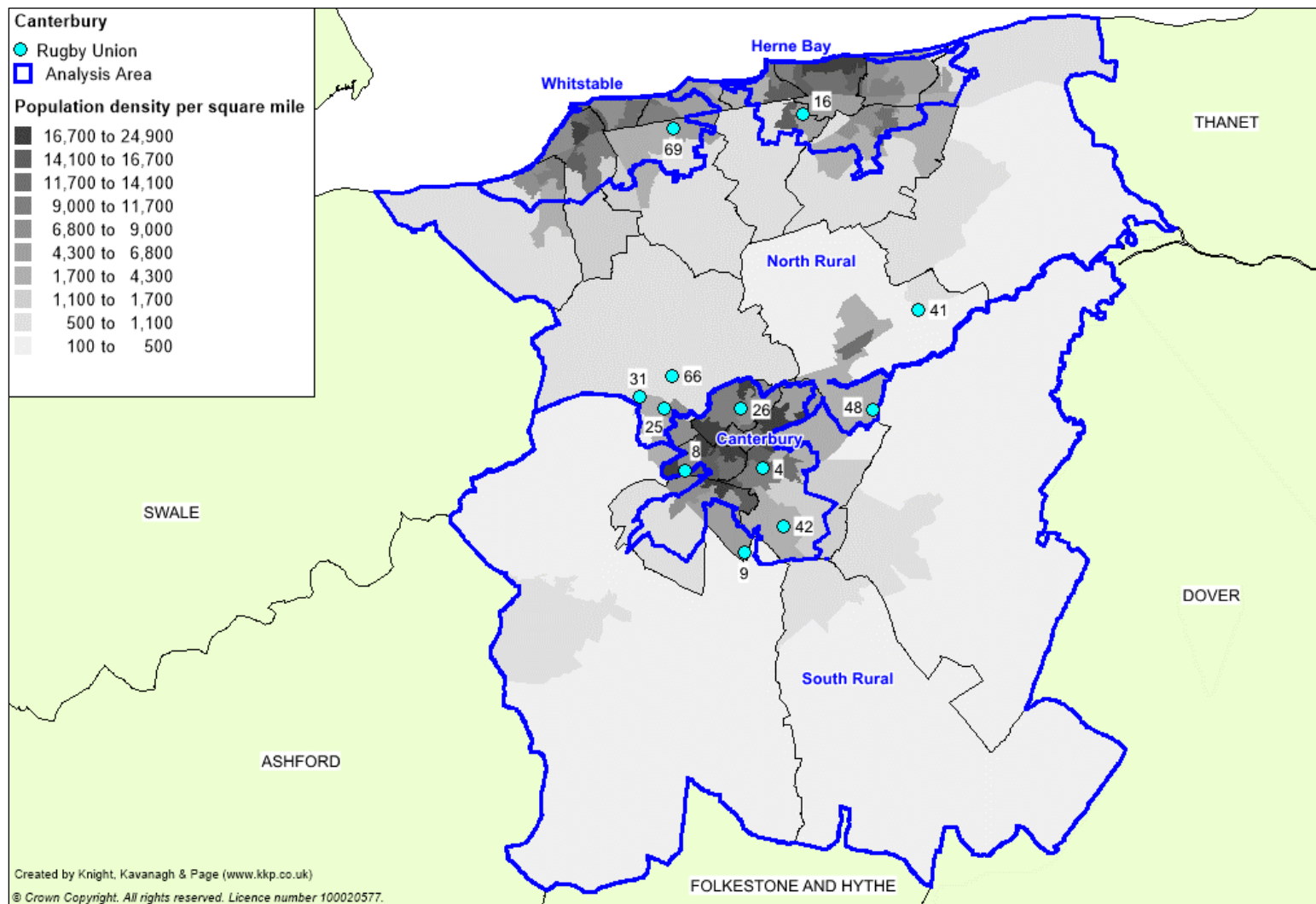
Future supply

Canterbury City FC, is currently displaced outside of the District and aspires to return to the District after it was displaced from its previous home venue a number of years ago and as such is working with the City Council, Kent FA and Canterbury RFC on a proposal which includes relocation of the rugby club and a new home of the football club on one site.

²² Minimum dimensions of 94 x 68 metres are accepted.

CANTERBURY DISTRICT PLAYING PITCH STRATEGY ASSESSMENT REPORT

Figure 4.1: Location of rugby pitches in Canterbury District



For a key to the map, please refer to Table 4.7.

CANTERBURY DISTRICT PLAYING PITCH STRATEGY ASSESSMENT REPORT

Security of tenure

Canterbury RFC has a lease from a private landowner for its home ground on Merton Lane. The agreement has over 50 years remaining, expiring in 2072, for an annual fee. The Club reports that the landowner wants to sell the site, with some of the use generated then used towards the relocation of the Club.

Canterbury RFC considers its current home ground insufficient to meet current and future levels of demand both on and off field. The Club is exploring potentially relocating to a new site development with Canterbury City FC. This would see the Club owns its home venue, freehold; securing tenure permanently.

Whitstable RFC also has a long term lease agreement for its current home venue (99 year lease from 30/10/1996). As part of the agreement the Club is responsible for the ongoing maintenance of the site and its ancillary facilities.

Pitch quality

The methodology for assessing rugby pitch quality looks at two key elements; the maintenance programme and the level of drainage on each pitch. An overall quality based on both drainage and maintenance can then be generated. The agreed rating for each pitch type also represents actions required to improve pitch quality. A breakdown of actions required based on the ratings can be seen in tables 4.3 and 4.4.

Table 4.3: Definition of maintenance categories

Category	Definition
M0	Action is significant improvements to maintenance programme
M1	Action is minor improvements to maintenance programme
M2	Action is no improvements to maintenance programme

Table 4.4: Definition of drainage categories

Category	Definition
D0	Action is pipe drainage system is needed on pitch
D1	Action is pipe drainage is needed on pitch
D2	Action is slit drainage is needed on pitch
D3	No action is needed on pitch drainage

Table 4.5: Quality ratings based on maintenance and drainage scores

		Maintenance		
		Poor (M0)	Adequate (M1)	Good (M2)
Drainage	Natural Inadequate (D0)	Poor	Poor	Standard
	Natural Adequate (D1)	Poor	Standard	Good
	Pipe Drained (D2)	Standard	Standard	Good
	Pipe and Slit Drained (D3)	Standard	Good	Good

The figures are based upon a pipe drained system at 4m centres that has been installed in the last eight years and a slit drained system at 1m centres that has been installed in the last five years.

CANTERBURY DISTRICT PLAYING PITCH STRATEGY ASSESSMENT REPORT

Of the community available pitches in the District, 17 are assessed as good quality, four are standard quality and six are poor quality. The Canterbury City Analysis Area has the largest number of good quality pitches (eight), whilst neither the Herne Bay nor Whitstable analysis areas have any good quality pitches. Both pitches available for community use in the Whitstable Area are poor quality; and the one pitch in Herne Bay is considered standard quality.

Half of the poor quality pitches in Canterbury District are considered to have natural inadequate drainage alongside poor or basic maintenance regimes. Whilst drainage is also an issue at Moat Lane Playing Fields despite the pitches being subject to a good level of maintenance. All poor quality pitches with drainage issues are in the North Rural Analysis Area, which may suggest that the sub-terrain in the area is clay based.

The remaining three poor quality rugby union pitches in Canterbury District all have natural adequate drainage systems, but have maintenance scores of M0, suggesting that a very basic level of maintenance is undertaken throughout the year. Whitstable RFC reports that its maintenance regime involves grass cutting as required, line marking and aeration once a year.

Table 4.6: Quality of rugby union pitches (available for community use)

Analysis area	Pitch quality			Total
	Good	Standard	Poor	
Canterbury City	8	1	1	10
Herne Bay	-	1	-	1
North Rural	2	2	3	7
South Rural	7	-	-	7
Whitstable	-	-	2	2
Canterbury District	17	4	6	27

CANTERBURY DISTRICT PLAYING PITCH STRATEGY ASSESSMENT REPORT

Table 4.7: Site quality ratings

Site ID	Site name	Analysis area	Community use?	No. of pitches	Floodlit?	Pitch type	Non-tech score	Quality rating	Comments
4	Barton Court Grammar School	Canterbury City	Yes- unused	1	No	Senior	M0 / D1	Poor	A poor quality senior pitch that has drainage issues and is subject to low level maintenance.
8	Canterbury Academy Trust Campus (sports centre)	Canterbury City	Yes	1	No	Senior	M1 / D1	Standard	A standard quality senior pitch with natural adequate drainage and a basic level of maintenance. Marked for football as required.
9	Canterbury RFC	South Rural	Yes	3	No	Mini	M2 / D1	Good	Three good quality mini pitches that drain well and are subject to good maintenance.
9	Canterbury RFC	South Rural	Yes	1	Yes	Senior	M2 / D1	Good	A good quality senior pitch that drains well and are subject to good maintenance. The pitch is floodlit but is not subject to midweek training demand.
9	Canterbury RFC	South Rural	Yes	2	No	Senior	M2 / D1	Good	Two good quality senior pitches that drain well and are subject to good maintenance.
9	Canterbury RFC	South Rural	Yes	1	No	Junior	M2 / D1	Good	A good quality junior pitch that drains well and is subject to good maintenance.
16	Herne Bay High School	Herne Bay	Yes- unused	1	No	Senior	M1 / D1	Standard	A standard quality senior pitch with natural adequate drainage and a basic level of maintenance. Marked for football as required.
25	Kent College (Whitstable Road)	North Rural	No	1	No	Senior	M2 / D1	Good	A good quality senior pitch that drains well and is subject to a good maintenance programme.
26	Kings School (Birley's Playing Fields)	Canterbury City	Yes- unused	5	No	Senior	M2 / D1	Good	Five good quality senior pitches that drain well and are subject to good maintenance. Pitches are converted to football from January.

CANTERBURY DISTRICT PLAYING PITCH STRATEGY ASSESSMENT REPORT

Site ID	Site name	Analysis area	Community use?	No. of pitches	Floodlit?	Pitch type	Non-tech score	Quality rating	Comments
26	Kings School (Birley's Playing Fields)	Canterbury City	Yes- unused	3	No	Junior	M2 / D1	Good	Three good quality junior pitches that drain well and are subject to good maintenance. Pitches are converted to football from January.
31	Moat Lane Playing Fields	North Rural	Yes	2	No	Senior	M2 / D0	Standard	Two standard quality senior pitches that are subject to good maintenance but have drainage issues.
41	Spires Academy	North Rural	Yes- unused	1	No	Senior	M0 / D0	Poor	A poor quality senior pitch that has drainage issues and is subject to low level maintenance. Marked for football as required.
42	St Anselms RC School	Canterbury City	No	1	No	Senior	M0 / D0	Poor	A poor quality senior pitch that has drainage issues and is subject to low level maintenance.
48	Stodmarsh Playing Fields	North Rural	Yes	2	No	Senior	M1 / D0	Poor	Two poor quality senior pitches that suffer from poor drainage.
66	University of Kent	North Rural	Yes	2	No	Senior	M2 / D1	Good	Two good quality senior pitches.
69	Whitstable Rugby Club	Whitstable	Yes	1	Yes	Senior	M0 / D1	Poor	Poor quality senior pitch that has low level maintenance. The pitch is floodlit and accommodates all midweek training demand from Whitstable RFC.
69	Whitstable Rugby Club	Whitstable	Yes	1	No	Senior	M0 / D1	Poor	Poor quality senior pitch that has low level maintenance.

CANTERBURY DISTRICT PLAYING PITCH STRATEGY ASSESSMENT REPORT

Ancillary facilities

Both community clubs in Canterbury District have access to changing room provision for games and a clubhouse at their home grounds. Whitstable RFC has a clubhouse facility that is owned and maintained by the Club. The facility is considered good quality with sufficient changing provision to support the number of pitches on site. Four changing rooms share communal showers and toilets, whilst the official's changing room is en-suite. The Club reports that there have been issues with vandalism to the site including fires within the grounds and damage to the surrounding fencing.

Canterbury RFC also has a good quality clubhouse facility. An Olympic-legacy grant three years ago provided funds towards improving the changing rooms; although they are not considered to be of sufficient size for senior rugby. The site has poor links to Canterbury City given its location outside of town; and car parking onsite is reliant on the goodwill of neighbouring tenants on weekends. The Club has reportedly spent £1million since 2003 on ancillary improvements but is, understandably, reluctant to invest more whilst the prospect of relocation remains available.

4.3: Demand

Demand for rugby pitches in Canterbury District tends to fall within the categories of organised competitive play and organised training.

Competitive play

Two community rugby union clubs play within the District, consisting of nine senior teams, (including one women's teams), one boys' colts' team, nine junior boys' teams and 12 mini squads. In addition to this, the University of Kent and Canterbury Christ Church University provide nine senior teams, including one senior women's team each.

Table 4.8: Summary of club demand

Club	Analysis area ²³	No. of rugby union teams			
		Senior (19+)	Colts (18-19)	Junior (13-17)	Mini (6-12)
Canterbury RFC	South Rural	7	1	5	6
Whitstable RFC	Whitstable	2	-	4	6
University of Kent	North Rural	6	-	-	-
Canterbury Christ Church University	North Rural	3	-	-	-
Total		18	1	9	12

Table 4.9: Summary of overall demand

Team play	No. of rugby union teams			
	Senior	Junior	Mini	
Club leagues	8	1	-	
Club friendlies/infrequent	2	9	12	
University leagues	8	-	-	
Total		18	10	12

²³ Club analysis area is based on where the majority of its teams play home fixtures.

CANTERBURY DISTRICT PLAYING PITCH STRATEGY ASSESSMENT REPORT

Training demand

Although one of the pitches at Canterbury Rugby Club is floodlit, no midweek training demand is currently accommodated on match pitches. The reason for this is twofold in that there is a dedicated floodlit training area on the site, the equivalent size of a senior pitch and the Club has access to the WR compliant 3G pitch at Simon Langton School; which was a joint venture between the School and Canterbury RFC. Between these two areas the Club avoids training on any match pitches; with the majority of training demand accommodated on the grassed floodlit area. Mini and junior demand is also accommodated on the WR compliant 3G pitch during inclement weather or when capacity on grass pitches is limited.

Whitstable RFC accommodates all of its midweek training demand on the one floodlit senior pitch at its home venue. This equates to two match equivalent sessions per week; with only the Club's senior men's teams training at this time. Mini and junior teams generally train and play on Sunday mornings, interchanging sessions on a weekly basis.

University of Kent rugby teams train on the WR compliant 3G pitch at University of Kent on Monday evenings (although please note this certification is due to expire in February 2020). Training demand from Canterbury Christ Church University is based at Canterbury Rugby Club, also on Monday evenings, on the floodlit training area; not Stodmarsh Playing Fields due to a lack of floodlighting.

Touch rugby

To actively encourage participation in rugby union, clubs may provide alternative offers to traditional club competition. Touch rugby is one possible format which clubs can use; touch rugby is non-contact rugby sessions, during which participants compete in teams to score tries, following similar laws to traditional rugby union formats. Clubs, schools or community organisation can establish their own touch rugby sessions or can become hosts of O2 touch rugby sessions.

O2 touch rugby are 90 minutes long and combine music, fitness and rugby skills. Sessions are mixed in terms of gender, ability and age and is based on touch rugby being a social activity. There is an O2 touch sessions currently running in Canterbury District located at Simon Langton Grammar School for Boys on Tuesdays and Thursdays. The sessions are open to all with an individual's first two session free of charge.

Walking rugby

Walking rugby is a slower game of touch rugby that is accessible for disability groups and older participants, generally aged 44 years and above. The game is less physical than traditional rugby, but the general aim remains the same, with passing and scoring laws applying; and tackling involves a two-handed touch to the waist or below. Sessions for over 44's are an opportunity for participants to become physically active and for others to re-engage with rugby at a less strenuous pace. At present there are no formal walking rugby sessions provided by rugby union clubs in Canterbury District.

CANTERBURY DISTRICT PLAYING PITCH STRATEGY ASSESSMENT REPORT

Use of artificial pitches

Nationally, clubs identify the use of 3G pitches for training as a method of protecting the match pitches and providing a high quality surface for full contact practice. Competitive play continues to take place on grass pitches for the most part, with ad hoc use of 3G pitches for fixtures in the case of unsuitable pitches due to waterlogging or frost. Further detail on use of 3G pitches can be found in Part 6: Third Generation Artificial Pitches.

As mentioned earlier, there is a full size, WR compliant 3G pitch located at the University of Kent (albeit this expired February 2020); and a second pitch now compliant until August 2021 at Simon Langton School. Both are available for community use and are used for significant levels of rugby union demand. The pitch at Simon Langton School accommodates match and training demand from Canterbury RFC in addition to school demand.

Exported/imported demand

Exported demand refers to existing demand which is transferred outside of the study area; whilst imported demand refers to any demand from neighbouring local authorities that accesses facilities within Canterbury District due to a lack of available facilities in other local authorities where such team or club is based. No clubs in the District report any exported demand nor is there any imported rugby union demand.

Unmet/latent demand

Unmet demand is existing demand at clubs which is not able to access sufficient supply of pitches for match play or training. It is usually expressed, for example, where a team is already training but is unable to access a match pitch or where a league or club operates a waiting list. Neither of the two clubs in the District reports any unmet demand.

Latent demand is demand that evidence suggests may be generated from the current population should they have access to more or better provision. Neither of the two clubs in the District reports any latent demand.

Future demand

Future demand can be defined in two ways, through participation increases and using population forecasts.

Participation increases

Canterbury RFC aspires to establish two additional junior girls' team (U13 and U15). These would then naturally feed into the senior women's team currently in existence, although a significant number of players for this team are students attending local universities. The Club feels that the demand could be there but is conscious that pitch capacity at peak time may limit the potential development of these teams.

Whitstable RFC did not report any ambitions to establish any new or additional teams in the future, preferring to focus on consolidating a pathway from junior to senior rugby squads.

CANTERBURY DISTRICT PLAYING PITCH STRATEGY ASSESSMENT REPORT

Population increases

Team generation rates are used below as the basis for calculating the number of teams likely to be generated in the future based on population growth (2040).

Table 4.10: District wide team generation rates

Age group	Current population within age group ²⁴	Current no. of teams	Team Generation Rate	Future population within age group (2040 ²⁵)	Predicted future number of teams	Additional teams that may be generated from the increased population
Senior Men (19-45)	31,807	8	1:3,976	37,745	9	1
Senior Women (19-45)	31,108	1	1:31,108	32,109	1	0
Junior Boys (13-18)	5,596	10	1:560	6,352	11	1
Junior Girls (13-18)	5,293	0	-	5,940	-	-
Mini mixed (7-12)	10,283	12	1:857	2,784	3	0

When population growth is applied to Canterbury District TGRs, the forecasted growth in demand is considered sufficient to lead to the creation of one senior men's team and one junior boys' team. Any other increases in participation should be assimilated into existing playing squads. However, when applied to specific analysis areas population increases predict the creation of a senior men's team in Rural South, home of Canterbury RFC, only.

It is important to note that TGRs are based exclusively on population figures and do not account for specific targeted development work within certain areas or focused towards certain groups, such as coaching activity within schools linking to local clubs or NGB aims.

The RFU is focused on actively exploring opportunities to assist with the transition between late junior years and senior rugby with a specific focus on growing the senior game with the addition of adult teams (both men's and women's). This area has a strategic focus from the RFU and is being facilitated by encouraging casual play and midweek senior matches, along with O2 touch and cross pitch 7s. The RFU recognises the traditional reduction in participation numbers at this time and it is hoped that by addressing the decrease and offering alternative match times then clubs may be able to retain a larger number of players.

The RFU is also developing junior participation within Canterbury District, based on a model of coaching sessions delivered in schools and local communities. Intentions are to form junior teams from these training groups which are linked to local schools and will use pitches at school sites, in some cases also linking to existing clubs to provide a performance pathway.

Further to the above, the RFU has a focus within its new Strategy to deliver the Women and Girls' Action Plan, supporting an increase in participation of 25,000 more female adult players (100% increases) resulting in 800 more female teams and 8,000 more matches

²⁴ Data Source: ONS Mid-2018 Population Estimates for Lower Layer Super Output Areas in England and Wales by Single

²⁵ Data Source: ONS 2016-based projections

CANTERBURY DISTRICT PLAYING PITCH STRATEGY ASSESSMENT REPORT

across the Country. This will ultimately have an impact on participation within Canterbury albeit this is not at a stage to quantify.

CANTERBURY DISTRICT PLAYING PITCH STRATEGY

ASSESSMENT REPORT

Infrequent play

The RFU has plans to encourage participants which have previously played rugby union to re-engage through participation as part of a more casual sporting offer. The league will provide opportunities for teams and players which are unable to play weekly or frequently for various reasons and will operate on an occasional basis. The league will also act as an entry point for newly created clubs and provide competitive opportunities.

Education

Rugby union is traditionally a popular sport within independent schools; however, the RFU is also active in developing rugby union in local state schools through the All Schools programme launched in September 2012. This aims to increase the number of secondary state schools playing rugby union, with such schools linking to a local team of RFU rugby development officers (RDOs) which deliver coaching sessions and offer support to establish rugby union as part of the curricular and extracurricular programme.

Rugby union activity takes place at some secondary schools in Canterbury District; however, the volume of this activity varies. Links with the two local clubs will support activity levels, whilst also aiding each club's development within specific analysis areas; although it should be noted that the majority of rugby playing schools are based closer to Canterbury Rugby Club than Whitstable Rugby Club.

The peak period

In order to fully establish actual spare capacity, the peak period needs to be established for all types of rugby. For senior teams, it is Saturday PM as all senior men's teams play at this time.

Peak time for mini and junior rugby is Sunday AM.

4.4: Capacity analysis

The capacity for pitches to regularly accommodate competitive play, training and other activity over a season is most often determined by quality. As a minimum, the quality and therefore the capacity of a pitch affects the playing experience and people's enjoyment of playing rugby. In extreme circumstances, it can result in the inability of a pitch to cater for all or certain types of play during peak and off-peak times.

To enable an accurate supply and demand assessment of rugby pitches, the following assumptions are applied to site by site analysis:

- ◀ All sites that are used for competitive rugby matches (regardless of whether this is secured community use) are included on the supply side.
- ◀ Use of school pitches by schools increases demand by one match equivalent session per pitch, unless school activity levels are known.
- ◀ All competitive play is on senior size pitches (except for where mini pitches are provided).
- ◀ From U13 upwards, teams play 13v13 and use a 90x60m pitch ideally.
- ◀ Mini teams (U6-U12) play on half of a senior pitch i.e. two teams per senior pitch or a dedicated mini pitch.
- ◀ For senior and youth teams the current level of play per week is set at 0.5 for each match played based on all teams operating on a traditional home and away basis (assumes half of matches will be played away).

CANTERBURY DISTRICT PLAYING PITCH STRATEGY ASSESSMENT REPORT

- ◀ For mini teams playing on a senior pitch, play per week is set at 0.25 for each match played based on all teams operating on a traditional home and away basis and playing across half of one senior pitch.
- ◀ Senior men's rugby generally takes place on Saturday afternoons.
- ◀ Senior women's rugby generally takes place on Sunday afternoons.
- ◀ Junior rugby (training and matches) generally takes place on Sunday mornings.
- ◀ Mini rugby (training and matches) generally takes place on Sunday mornings.
- ◀ Training that takes place on club pitches is reflected by the addition of match equivalent sessions to current usage levels.

As a guide, the RFU has set a standard number of matches that each pitch should be able to accommodate, set out below.

Table 4.12: Pitch capacity (matches per week) based on quality assessments

		Maintenance		
		Poor (M0)	Adequate (M1)	Good (M2)
Drainage	Natural Inadequate (D0)	0.5	1.5	2
	Natural Adequate (D1)	1.5	2	3
	Pipe Drained (D2)	1.75	2.5	3.25
	Pipe and Slit Drained (D3)	2	3	3.5

Capacity is based upon a basic assessment of the drainage system and maintenance programme ascertained through a combination of the quality assessment and consultation. This guide, however, is only a very general measure of potential pitch capacity. It does not account for specific circumstances at time of use and it assumes average rainfall and an appropriate end of season rest and renovation programme.

CANTERBURY DISTRICT PLAYING PITCH STRATEGY ASSESSMENT REPORT

Table 4.13. Capacity table for rugby union pitches in Canterbury District

Site ID	Site name	Analysis area	Community use?	Security of tenure ²⁶	Number of pitches	Pitch type	Non-tech score	Quality rating	Floodlit?	Match equivalent sessions (per week)	Pitch capacity (sessions per week)	Capacity rating	Comments
4	Barton Court Grammar School	Canterbury City	Yes-unused	Unsecure	1	Senior	M0 / D1	Poor	No	1	1.5	-0.5	0.5 MES of potential capacity, but the site is unsecure.
8	Canterbury Academy Trust Campus (sports centre)	Canterbury City	Yes-unused	Unsecure	1	Senior	M1 / D1	Standard	No	2	2	-	A senior pitch which is at capacity from school demand.
9	Canterbury RFC	South Rural	Yes	Secure	3	Mini	M2 / D1	Good	No	3	9	-6	Three mini pitches that have six MES of potential capacity.
9	Canterbury RFC	South Rural	Yes	Secure	1	Senior	M2 / D1	Good	Yes	1.5	3	-2	A floodlit senior pitch that has two MES of potential capacity. Also note some use from American football.
9	Canterbury RFC	South Rural	Yes	Secure	2	Senior	M2 / D1	Good	No	4	6	-2	Two senior pitches that have two MES of potential capacity.
9	Canterbury RFC	South Rural	Yes	Secure	1	Junior	M2 / D1	Good	No	1	3	-2	A junior pitch that has two MES of potential capacity.
16	Herne Bay High School	Herne Bay	Yes-unused	Unsecure	1	Senior	M1 / D1	Standard	No	2	2	-	A senior pitch which is at capacity from school demand.
25	Kent College (Whitstable Road)	North Rural	No	Unsecure	1	Senior	M2 / D1	Good	No	3	3	-	A senior pitch which is at capacity from school demand.
26	Kings School (Birley's Playing Fields)	Canterbury City	Yes-unused	Unsecure	5	Senior	M2 / D1	Good	No	10	15	-5	Five MES of potential capacity, but the site is unsecure.
26	Kings School (Birley's Playing Fields)	Canterbury City	Yes-unused	Unsecure	3	Junior	M2 / D1	Good	No	9	9	-	Three junior pitches that are at capacity from school demand.
31	Moat Lane Playing Fields	North Rural	Yes-unused	Unsecure	2	Senior	M2 / D0	Standard	No	4	4	-	Two senior pitches that are at capacity from school demand.
41	Spires Academy	North Rural	Yes-unused	Unsecure	1	Senior	M0 / D0	Poor	No	1	0.5	0.5	A senior pitch that is overplayed by 0.5 MES per week.
42	St Anselms RC School	Canterbury City	No	Unsecure	1	Senior	M0 / D0	Poor	No	1	0.5	0.5	A senior pitch that is overplayed by 0.5 MES per week.
48	Stodmarsh Playing Fields	North Rural	Yes	Unsecure	2	Senior	M1 / D0	Poor	No	1.5	3	-1.5	1.5 MES of potential capacity, but the site is unsecure.
66	University of Kent	North Rural	Yes	Unsecure	2	Senior	M2 / D1	Good	No	3	6	-3	Three MES of potential capacity, but the site is unsecure.
69	Whitstable Rugby Club	Whitstable	Yes	Secure	1	Senior	M0 / D1	Poor	Yes	4.25	1.5	2.75	A senior pitch that is overplayed by 2.75 MES per week. The pitch accommodates all midweek training demand from Whitstable RFC.
69	Whitstable Rugby Club	Whitstable	Yes	Secure	1	Senior	M0 / D1	Poor	No	2.25	1.5	0.75	A senior pitch that is overplayed by 0.75 MES per week.

²⁶ Security of tenure here relates to the continued presence of the pitches for the next three years as a minimum. Those owned and managed by the Council are considered secure as part of the Council's wider sport & leisure offer; whilst those located at club sites are also considered secure. Pitches located at education sites are not considered secure, unless a formal, long term community use agreement is in place with a community rugby union club.

CANTERBURY DISTRICT PLAYING PITCH STRATEGY ASSESSMENT REPORT

The peak period

In order to fully establish actual spare capacity, the peak period needs to be established. Peak time for senior rugby union matches is Saturday afternoons and is considered such within the local authorities, although junior and mini teams play on senior pitches on Sunday mornings.

Actual spare capacity

The next step is to ascertain whether or not any identified 'potential capacity' can be deemed 'actual capacity'. There may be situations where, although a site is highlighted as potentially able to accommodate some additional play, this should not be recorded as spare capacity against the site. For example, a site may be managed to regularly operate slightly below full capacity to ensure that it can cater for a number of regular friendly matches and activities that take place but are difficult to quantify on a weekly basis.

Pitches located at education and unsecure sites which are available for community use but are currently unused are not considered to have actual spare capacity as security of use cannot be formally evidenced as guaranteed.

With this in mind; there is a no actual spare capacity on any pitch types during respective peak periods. Despite Canterbury Rugby Club having potential capacity on senior, junior and mini pitches these are all at capacity during peak times (Saturday PM for senior, Sunday AM for mini and junior).

Overplay

Four pitches in Canterbury District are overplayed. Only one of these is floodlit and accommodates some midweek training demand. Overplay totals 4.5 match equivalent sessions per week.

4.5: Supply and demand analysis

Having considered supply and demand, the table below identifies the overall spare capacity in each of the analysis areas for senior rugby union pitches based on match equivalent sessions per week. Future demand is based on a combination of population growth and participation growth.

Table 4.14: Summary of supply and demand balance on rugby union pitches

Analysis area	Actual spare capacity ²⁷	Demand (match equivalent sessions)			
		Overplay	Current total	Future demand	Future total
Canterbury City	-	0.5	0.5	-	0.5
Herne Bay	-	-	-	-	-
North Rural	-	0.5	0.5	1.5	2
South Rural	-	-	-	-	-
Whitstable	-	3.5	3.5	-	3.5
Canterbury District	-	4.5	4.5	1.5	6

²⁷ In match equivalent sessions

CANTERBURY DISTRICT PLAYING PITCH STRATEGY ASSESSMENT REPORT

There is currently an overall shortfall of senior rugby union pitches in Canterbury District totalling 4.5 match equivalent sessions; with shortfall specifically in the Canterbury City, North Rural and Whitstable analysis areas.

When future demand is considered the shortfall is exacerbated both overall and in the North Rural Analysis Area. It is assumed that future demand for Canterbury RFC will be accommodated on senior pitches given that this pitch type has the largest available potential capacity. The overall shortfall will increase to six match equivalent sessions.

As there are no overplayed mini or junior pitches in Canterbury District, it is considered that there is sufficient supply of both of these pitch types.

4.6: Conclusions

Overall in Canterbury District there is a shortfall of rugby union pitches available for community use on secure, long term agreements. The current shortfall of 4.5 match equivalent sessions per week is mainly located in the Whitstable Analysis Area and reflects overplay of Whitstable RFC training on its match pitches.

Each club has particular issues that require addressing if rugby union participation is to continue to grow and clubs are to develop. Canterbury RFC aspires to relocate to a larger site at which improved ancillary facilities can be established. Whitstable RFC require improvements to be made to the current maintenance regime to improve pitch quality and capacity; plus either additional pitch provision or a dedicated floodlit training area to reduce current levels of overplay.

Rugby union summary

- ◀ There are 29 rugby union pitches provided across 12 sites, 22 of which, are senior size. Two pitches are unavailable for community use, both located at education sites (St Anselms RC School and Kent College). Rugby union pitches at these sites are unavailable in order to preserve quality for school use.
- ◀ There is a full size, WR compliant 3G pitch located at the University of Kent (albeit this expired February 2020); and a second pitch now compliant until August 2021 at Simon Langton School.
- ◀ Both rugby union clubs in Canterbury District have secure access to pitches and supporting ancillary provision.
- ◀ Canterbury RFC is working cooperatively with Canterbury FC on a plan to establish a potential new venue for both clubs.
- ◀ Of the community available pitches in the District, 17 are assessed as good quality, four are standard quality and six are poor quality. Two of the poor quality pitches are located at Whitstable Rugby Club; with the remaining poor quality pitches all located at education managed sites.
- ◀ Two community rugby union clubs play within the District, consisting of nine senior teams, one of which is a women's teams; nine junior boys' teams; and 12 mini squads.
- ◀ Canterbury RFC aspires to establish two junior girls' teams that would naturally feed into the senior women's team currently in existence. It should be noted however, that the Club is conscious that pitch capacity at present during the peak period is limited and will inhibit any potential development of these teams.
- ◀ Despite there being 22 match equivalent sessions of potential demand there is no actual spare capacity available during the peak period.
- ◀ Four pitches in Canterbury District are overplayed. One of these is floodlit and accommodates midweek training demand. Overplay totals 4.5 match equivalent sessions per week.
- ◀ Overall in Canterbury District there is a shortfall of rugby union pitches available for community use on secure, long term agreements. The current shortfall of 4.5 match equivalent sessions per week increases to six match equivalent sessions when future demand is considered.

CANTERBURY DISTRICT PLAYING PITCH STRATEGY ASSESSMENT REPORT

PART 5: HOCKEY

5.1: Introduction

Hockey in England is governed by England Hockey (EH) and is administered locally by the Kent Hockey Association.

Competitive league hockey matches and training can only be played on sand filled, sand dressed or water based artificial grass pitches (AGPs). Although competitive, adult and junior club training cannot take place on third generation turf pitches (3G), 40mm pitches may be suitable for introductory level hockey, such as school curriculum low level hockey. EH's Artificial Grass Playing Surface Policy details suitability of surface type for varying levels of hockey, as shown below.

Table 5.1: England Hockey guidelines on artificial surface types suitable for hockey

Category	Surface	Playing level	Playing level
England Hockey Category 1	Water surface approved within the FIH Global/National Parameters	Essential International Hockey - Training and matches	Desirable Domestic National Premier competition Higher levels of EH Player Pathway Performance Centres and upwards England
England Hockey Category 2	Sand dressed surfaces within the FIH National Parameter	Essential Domestic National Premier competition Higher levels of player pathway: Academy Centres and Upwards	Desirable All adult and junior League Hockey Intermediate or advanced School Hockey
England Hockey Category 3	Sand based surfaces within the FIH National Parameter	Essential All adult and junior club training and league Hockey EH competitions for clubs and schools Intermediate or advanced schools hockey	EH competitions for clubs and schools (excluding domestic national league)
England Hockey Category 4	All 3G surfaces	Essential None	Desirable Lower level hockey (Introductory level) when no category 1-3 surface is available.

For senior teams, a full size pitch for competitive matches must measure at least 91.4 x 55 metres excluding surrounding run off areas which must be a minimum of two metres at the sides & three metres at the ends. England Hockey preference is for four metre side and five metre end run offs, with a preferred overall area of 101.4 x 73 metres though a minimum overall area of 97.4 x 59 metres is accepted.

It is considered that a hockey pitch can accommodate up to four hockey matches on one day (peak time) provided that the pitch has floodlighting. Training is generally midweek and requires access to a pitch and floodlights.

CANTERBURY DISTRICT PLAYING PITCH STRATEGY ASSESSMENT REPORT

Consultation

There are two clubs within Canterbury District, both of which were provided the opportunity for consultation, either face to face or via an online survey; however, only Canterbury HC responded. In addition, EH provided membership information for Herne Bay Hockey Club and provided a strategic overview to inform this section of the report.

5.2: Supply

There are 11 full size, hockey suitable AGPs within Canterbury District; all of which, are available for community use. All but one of these AGPs is floodlit, the exception being at King School Recreation Centre (Blores). There are no full size, hockey suitable AGPs in the Whitstable Analysis Area.

Table 5.2: Summary of full size hockey suitable AGPs

Site ID	Site	Analysis area	Management	Available for community use?	Floodlit?	Size (metres)	Surface
16	Herne Bay High School	Herne Bay	School	Yes (unsecure)	Yes	97x61	Sand dressed
19	Herne Bay Sports Hub	Herne Bay	Sports Club Trust	Yes (secure)	Yes	91x55	Sand filled
19	Herne Bay Sports Hub	Herne Bay	Sports Club Trust	Yes (secure)	Yes	91x55	Sand dressed
25	Kent College (Canterbury, Whitstable Road Site)	North Rural	College	Yes (unsecure)	Yes	97x60	Sand filled
26	Kings School (Birley's Playing Fields) *	Canterbury City	School	Yes (unsecure)	Yes	97x62	Sand dressed
27	Kings School Recreation Centre (Blores)*	Canterbury City	School	Yes (unsecure)	No	99x60	Sand dressed
34	Polo Farm Sports Club	South Rural	Sports Club	Yes (secure)	Yes	91x55	Water based
34	Polo Farm Sports Club	South Rural	Sports Club	Yes (secure)	Yes	91x55	Water based
34	Polo Farm Sports Club	South Rural	Sports Club	Yes (secure)	Yes	91x55	Sand dressed
44	St Edmunds School	North Rural	School	Yes (unsecure)	Yes	97x60	Sand dressed
66	University of Kent	North Rural	University	Yes (unsecure)	Yes	91x55	Sand dressed

*Please note that there are also tennis courts marked out on these pitches.

Additionally, there are six smaller size hockey suitable AGPs available for community use. Of which, one is of significant size (approximately 72 metres long) but does not quite meet recommended measurements (91.4 x 55 metres) to be suitable for competitive matches. Though too small to host competitive matches and senior training, smaller size AGPs may be able to accommodate some junior or school training or curriculum use.

CANTERBURY DISTRICT PLAYING PITCH STRATEGY ASSESSMENT REPORT

Table 5.3: Summary of small size hockey suitable AGPs

Site ID	Site	Analysis area	Available for community use?	Floodlit	Size (metres)	Surface
24	Junior King's School	North Rural	Yes-unused	Yes	44x23	Sand Filled
24	Junior King's School	North Rural	Yes-unused	Yes	72x42	Sand Filled
82	St John's CofE Primary School Canterbury	Canterbury City	No	No	21x11	Sand Dressed
83	St Mary's Catholic Primary School, Whitstable	Whitstable	No	No	24x12	Sand Dressed
87	Whitstable Junior School	Whitstable	No	No	47x20	Sand Dressed
88	St Nicholas School	Canterbury City	No	No	20x11	Sand Dressed

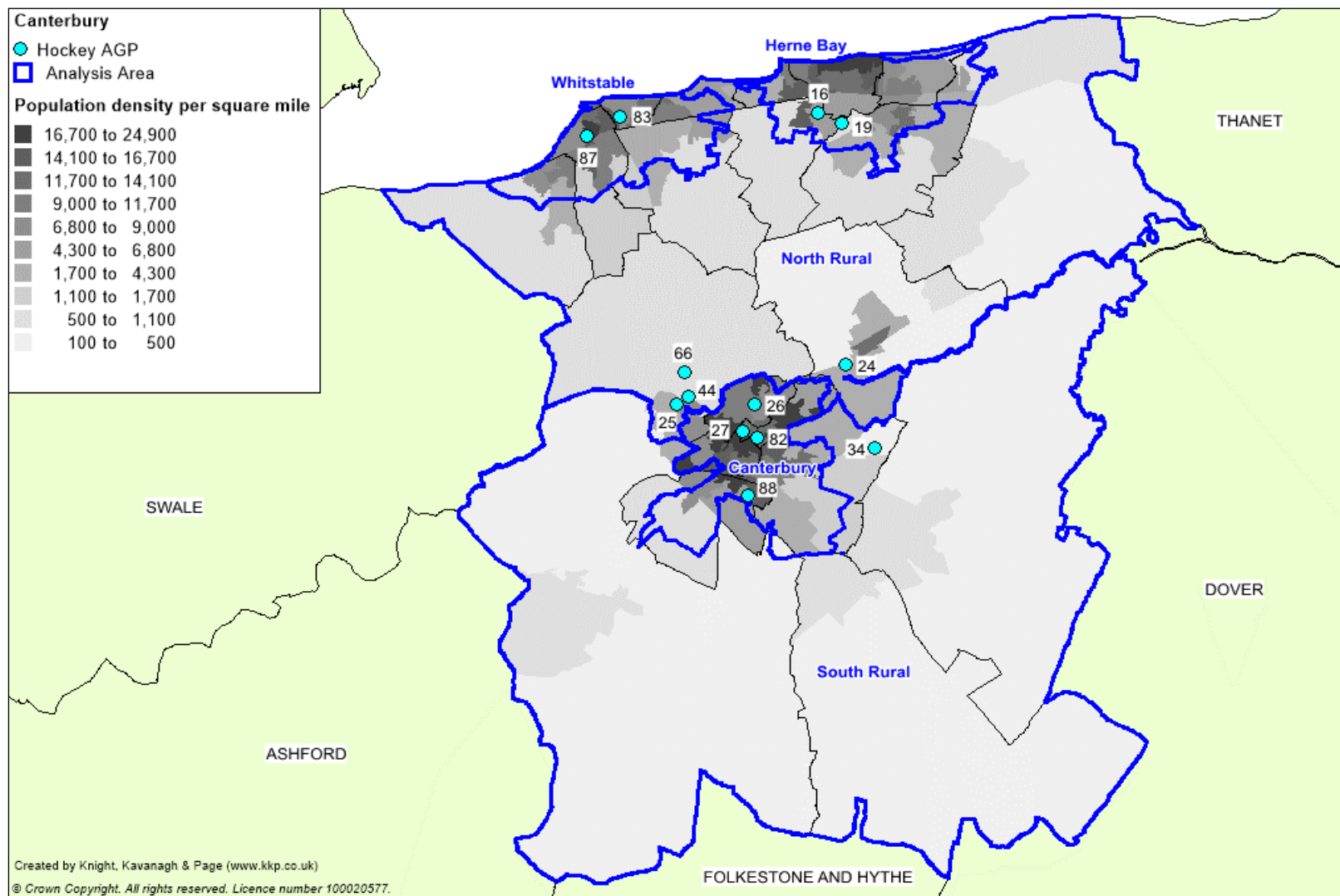
Lapsed supply

There is a lapsed full size sand based AGP at Herne Bay Hockey & Lawn Tennis Club (Beacon Road). The pitch was once the home venue of Herne Bay Hockey Club but has not been used since 2011, despite the Club's clubhouse facility being located at the venue. The pitch is significantly damaged and is now in a state of disrepair. It is not used by either local schools or the wider community. Should demand require the need for the pitch then a full replacement of the surface and supplementary facilities would be required i.e. floodlighting, fencing, goals, etc.

It should be noted that Herne Bay HC will utilise a new clubhouse facility at Herne Bay Sports Hub once construction of the facility is completed.

CANTERBURY DISTRICT PLAYING PITCH STRATEGY ASSESSMENT REPORT

Figure 5.1: Location of hockey suitable AGPs



Please refer to tables 5.2 and 5.3 for a key to the map

CANTERBURY DISTRICT PLAYING PITCH STRATEGY ASSESSMENT REPORT

Quality

There are seven full size hockey suitable AGPs rated as good quality; two located at Herne Bay Sports Hub, three at Polo Farm Sports Club, one at King's School (Birley's Playing Fields) and one at King's School Recreation Centre (Blores).

There are two standard quality and two poor quality, full size, quality hockey suitable AGPs. The poor quality pitches are located at Herne Bay High School and Kent College. The drainage system for the AGP at Kent College has collapsed in one area, meaning that there is a significant dip in the playing surface; whilst Herne Bay is only five years old and is poor quality due to a low standard of maintenance coupled with extensive community and school use of the pitch.

Table 5.4: Summary of full size hockey AGP quality

Site ID	Site	Analysis area	Number of AGPs	Surface	Quality	Year built (refurbished)
16	Herne Bay High School	Herne Bay	1	Sand dressed	Poor	2014
19	Herne Bay Sports Hub	Herne Bay	1	Sand filled	Good	2019
			1	Sand dressed	Good	2019
25	Kent College (Canterbury, Whitstable Road Site)	North Rural	1	Sand filled	Poor	2012
26	Kings School (Birley's Playing Fields)	Canterbury City	1	Sand dressed	Good	1990 (2019)
27	Kings School Recreation Centre (Blores)	Canterbury City	1	Sand dressed	Good	1995 (2019)
34	Polo Farm Sports Club	South Rural	2	Water based	Good	2000 & 2006(both 2015)
			1	Sand dressed	Good	1992 (2015)
44	St Edmunds School	North Rural	1	Sand dressed	Standard	2013
66	University of Kent	North Rural	1	Sand dressed	Standard	2009

It is considered that the carpet of an AGP usually lasts for approximately 10 years (depending on levels of use), though its lifespan can be prolonged in some cases where maintenance is of particularly high quality and rigor.

As shown in the table above, the AGP at University of Kent has exceeded the recommended surface lifespan. Despite this and some issues with drainage (due to tree roots), it is not considered to be poor quality, having been subject to good quality maintenance programmes and low volumes of community use since installation. However, the quality of the pitch should be monitored in the coming years to ensure that quality does not decline; if this occurs then pitches should be resurfaced.

Both Kent College and University of Kent report that investigation works are being done to explore options for repairing drainage issues at respective sites. This may mean that one or both pitches is resurfaced, or that carpets are lifted and then replaced once appropriate works have been undertaken.

CANTERBURY DISTRICT PLAYING PITCH STRATEGY ASSESSMENT REPORT

Ownership/management

Six of the 11 full size hockey suitable AGPs are owned by education establishments, with management of each of those pitches through the respective organisations. Although all of these are available for community use, none are currently utilised by community hockey clubs, with education hockey demand; and local community football clubs accessing this provision throughout the week.

The pitches at Herne Bay Sports Hub are managed by the Sports Club Trust. The board of trustees of the Sports Club Trust comprises a representative of the landowner, a representative of the developer and a representative from each sports club accessing the Sports Hub. Herne Bay HC, as one of the primary partners in the Sports Hub is considered to have security of tenure at the site as part of a long term lease.

Pitches at Polo Farm Sports Club are owned by the Sports Club and subsequently rented by Canterbury HC on an ongoing agreement. Polo Farm Sports Club is responsible for the ongoing maintenance of all three hockey suitable AGPs on the site; and make the pitches available for community use. Canterbury HC is the primary hockey user of the site and is considered to be secure at the venue given the terms of the agreement; but Canterbury Christ Church University also rent one of the water based AGPs for both match and training demand during the week.

Some schools from both in and outside of Canterbury District also rent the hockey suitable pitches throughout the school day for curricular and extra-curricular activity. These bookings are generally on an annual basis, depending on educational requirements.

Ancillary provision

Access to ancillary facilities at school sites can often be restricted for security reasons where changing rooms are located in the main school building or where there is a lack of staff to open and manage access. However, this is generally not an issue for clubs in Canterbury District, due to neither Herne Bay HC nor Canterbury HC being based from an education site.

Herne Bay HC currently has a clubhouse facility at its original home venue at Herne Bay Hockey & Lawn Tennis Club (Beacon Road). The facility is shared with Herne Bay LTC, however, given that it is not located on the same site as the pitch(es) used it is frequented less often that it historically has been. The Club will have access to a new clubhouse facility at Herne Bay Sports Hub once construction is complete. The facility will also be a cricket pavilion, meaning that it will be utilised year round by multiple sports clubs.

The facilities at Polo Farm are considered to be good quality, with sufficient car parking and social space. The only issue relates to the distance between the pitches and the changing rooms, with the latter located next to one of the water based AGPs at the entrance to the site. Polo Farm reports ambitions to relocate this water based AGP and the supporting ancillary provision to land adjacent to the other water based pitch. However, this plan is a long way from formalisation and with no concise ideas drawn up at present.

CANTERBURY DISTRICT PLAYING PITCH STRATEGY ASSESSMENT REPORT

5.3: Demand

There are two community hockey clubs, providing 37 teams, servicing community demand in Canterbury District. In addition to this, University of Kent and Canterbury Christ Church University provide a combined 11 teams, catering for the District's student population. In total, this means that there are 48 teams regularly taking part in competitive hockey activity in Canterbury District.

Table 5.5: Summary of teams servicing Canterbury District demand

Name of club	Analysis area	Men's	Women's	Mixed	Juniors	Junior membership
Canterbury HC	South Rural	10	5	-	9	522
Herne Bay HC	Herne Bay	6	4	1	2	103
Canterbury Christ Church University	South Rural	2	2	-	-	-
University of Kent	North Rural	3	4	-	-	-
Totals		21	15	1	11	625

Both community hockey clubs in Canterbury District provide opportunities for men's, women's and junior participation; although Canterbury HC does provide more teams to the overall total (24 teams). Junior participation across the District totals 625 members.

England Hockey reports that membership at Canterbury HC has grown across all sections, with a notable number of members imported from neighbouring local authorities. The Club is keen to establish strong links with local schools, particularly those that already have a hockey offer and/or access pitch provision at Polo Farm Sports Club. It is thought that this will help sustain the current number of teams moving forward.

Membership at Herne Bay HC is understood to have stagnated over recent seasons and this has been linked to the Club's move to Herne Bay Sports Hub; having previously been based at Herne Bay Hockey and Lawn Tennis Club and then Herne Bay High School. England Hockey reports ambitions for membership numbers to grow following the Club's relocation to the new Sports Hub facility.

Some demand from neighbouring local authorities is also being accommodated within Canterbury District hockey clubs; particularly with both clubs offering an array of teams competing at varying levels of ability. Please also note that Canterbury HC attracts players from out of London to play at National League level.

EH Player Pathway

The Player Pathway (PP) is the junior talent development pathway. It encompasses the whole of the hockey landscape which includes club and school activity as well as the PP Development Centres (DCs). The purpose of the PP is to provide development opportunities for young people, which is fair, equitable and consistent. It is to ensure that a suitable level of coaching and competition is offered for people at the appropriate stage of their development and to maximise the chance they have of fulfilling their potential whether that potential is as a club or International player, coach or official. The PP can be accessed by playing at school, a local club or attending one of the local centres. There is one entry point into the PP centres which is at DC level. The first time a player accesses the player pathway they must enter at DC level.

CANTERBURY DISTRICT PLAYING PITCH STRATEGY ASSESSMENT REPORT

DCs and ACs are local training centres for the U13 to U17 age groups. DCs are open to any hockey player who has been nominated by their club, school or coach, with ACs open to any player who has been nominated by a DC coach. After attending a DC, an AC is the next step on the player pathway. Included in the DCs/ACs are Goalkeeper (GK) Academies, which provide specific coaching sessions for goalkeepers. The nearest which hosts development, academy and goalkeeper academy centres is at Polo Farm; with the next closest centres located in Folkestone.

Performance Centre (PC)

A PC is a training centre for the U15 and U17 age groups. The nearest PC is one of only 14 in England and is now based in Tonbridge.

Future demand

Growing participation is the number one aim within EH's strategic plan and key drivers include working with clubs, universities and schools, regional and local leagues, developing opportunities for over 40s and delivering a quality programme of competition. Growth in participation will not only come from the traditional 11 aside game but from the informal, recreational ways to play hockey such as small sided hockey, which can be played at any time during the week or at weekends.

Future demand can be defined in two ways, through participation increases and using population forecasts.

Team generation rates (TGRs) are used below as the basis for calculating the number of teams likely to be generated in the future based on population growth up to 2040.

Table 5.6: Team generation rates (District wide level)

Age group	Current population within age group ²⁸	Current no. of teams	Team Generation Rate	Future population within age group	Predicted future number of teams (2040 ²⁹)	Additional teams that may be generated from the increased population
Senior Men (17-55)	43,541	17	1:2561	50,570	20	3
Senior Women (17-55)	43,252	9	1:4806	44,552	9	0
Junior Boys (14-16)	2,665	3	1:888	3,062	3	0
Junior Girls (14-16)	2,442	2	1:1221	2,784	2	0
Junior Boys (11-13)	2,701	2	1:1351	2,826	2	0
Junior Girls (11-13)	2,421	2	1:1211	2,565	2	0
Mini Mixed (5-10)	10,159	1	1:10159	9,960	1	0

Population increases forecast the creation of three additional senior men's teams in Canterbury District. It is also forecast that some participation increases at all other levels, but these would be insufficient to create additional teams; with new participants being assimilated into existing playing squads.

²⁸ Data Source: ONS Mid-2018 Population Estimates for Lower Layer Super Output Areas in England and Wales by Single Year of Age and Sex

²⁹ Data Source: ONS 2016-based projections

CANTERBURY DISTRICT PLAYING PITCH STRATEGY ASSESSMENT REPORT

When applied to specific analysis areas, it is forecast that one additional senior men's team will be established in both the Herne Bay and South Rural analysis areas, which are where Herne Bay HC and Canterbury HC are based.

Table 5.7: Junior participation generation rates (District wide level)

Age group	Current population within age group ³⁰	Total current membership	Junior hockey member generation rate	Future population within age group	Number of junior hockey members generated by increased population
Boys (14-16yrs)	2,665	56	1:48	3,062	9.73
Girls (14-16yrs)	2,442	56	1:44	2,784	9.73
Boys (11-13yrs)	2,701	91	1:30	2,826	15.82
Girls (11-13yrs)	2,421	97	1:25	2,565	16.86
Mixed U10s (5-10yrs)	10,159	281	1:36	9,960	48.84

Further to the above, team numbers and current junior membership figures (as identified with Table 5.5) will be factored into the Playing Pitch Calculator to inform the Housing Growth scenarios in the proceeding Strategy & Action Plan report. This will allow for an accurate representation of the amount of provision required to account for both team and training future demand at all age groups.

Growing participation is the number one aim within EH's strategic plan and key drivers include working with clubs, universities and schools, regional and local leagues, developing opportunities for over 40s and delivering a quality programme of competition. Growth in participation will not only come from the traditional 11 aside game but from the informal, recreational ways to play hockey such as small sided hockey, which can be played at any time during the week or at weekends.

Nationally, since 2012, hockey has seen a 75% increase in juniors taking up the sport within the club environment. This increase is expected to continue across all age groups in the future, especially given the success of Great Britain's women's team in the 2016 Rio Olympics and the anticipated legacy impact.

Further to this, England Hockey hosted the Vitality Hockey Women's World Cup in July 2018 and FIH Pro League and it is hoped that these events will have a similar effect to Rio, creating a springboard for the game across all age groups, but especially amongst young females.

Though there remains a desire from EH to increase participation within the club/league based game, not all future demand may be realised entirely as new formalised teams playing at peak time. Some clubs may decide to offer pay and play opportunities to participants or offer small sided formats such in a bid to increase participation and club memberships by providing a different hockey offer, for example, Back to Hockey and Rush Hockey.

Club growth aspirations

Canterbury City HC does not report aspirations to increase its current number of teams; rather concentrating on consolidating existing levels of demand. It notes that a number of teams have relied on student participation to remain active; and it is hoped that as the area

³⁰ Data Source: ONS Mid-2018 Population Estimates for Lower Layer Super Output Areas in England and Wales by Single Year of Age and Sex

CANTERBURY DISTRICT PLAYING PITCH STRATEGY ASSESSMENT REPORT

develops in line with the Local Plan that this demand will transfer to being full adult members.

Ambitions of Herne Bay HC is to increase its number of teams and overall membership following its relocation to Herne Bay Sports Hub; however, this increase was not quantified by the Club, which did not respond to consultation.

Latent demand

Latent demand is demand that evidence suggests may be generated from the current population should they have access to more or better provision. Neither club in Canterbury District is considered to have any latent demand.

School hockey

A number of secondary schools in Canterbury District provide opportunities for hockey participation to students. Both Simon Langton School and Simon Langton Girls' Grammar School both rent the pitches at Polo Farm for extra-curricular hockey activity; whilst St Edmund's School, Kings School and Kent College all have strong hockey offerings.

The School Games Programme offers "Quicksticks" and In2Hockey which is popular in primary school and this participation contributes to continued hockey activity at secondary school level. The School Games Programme has introduced In2Hockey at secondary school level from 2013.

EH also has a new primary school offer called Hockey Heroes³¹ which is a fun and welcoming programme aimed at children aged 5-8. It is a six week hockey programme aimed at beginners that not only focuses on helping children develop hockey skills but also character development.

Sir Roger Manwood's School (Dover District) imports school match demand to Polo Farm Sports Club as its current provision is not of the appropriate size or quality to accommodate this demand.

Back to Hockey

Back to hockey sessions are fun, social and informal hockey sessions, which are specifically aimed at people who have either never played hockey before or have not played for a number of years. Coaches at each session will provide guidance to all participants, with an emphasis on making sessions fun and friendly.

Hosting or running sessions can be a useful way for clubs to increase membership, with a number of clubs seeing an increase in regular participants at club training sessions. Providing the sessions can also help to promote clubs to the wider community, with a potential influx of new members and interest.

Canterbury HC runs a Back to Hockey session from Polo Farm Sports Club on Sunday afternoons before the season begins (June to September).

Walking hockey

Designed to help people keep physically active, walking hockey has been established to provide opportunities to those hockey participants that would traditionally stop playing due to

³¹ <https://www.Englandhockey.co.uk/page.asp?section=2539§ionTitle=Hockey+Heroes>

CANTERBURY DISTRICT PLAYING PITCH STRATEGY ASSESSMENT REPORT

injuries or other reasons. Walking hockey provides participants with the chance to remain involved in the sport; whilst also socialising and remaining active. Neither club in Canterbury District currently offers walking hockey sessions.

Rush hockey

Rush hockey is all about playing games in a smaller space with smaller goals. It can be played indoor or outdoor, a five-a-side format aims to get people playing hockey with minimal fuss. Played with a larger, lighter ball; the mixed gender and ability nature of the activity can be a useful way for clubs to attract new members who don't necessarily want to play 11-a-side hockey; or participants who are unable to commit to consistent hockey activity. Neither club in Canterbury District currently offers rush hockey.

CANTERBURY DISTRICT PLAYING PITCH STRATEGY ASSESSMENT REPORT

Availability and usage

Sport England's Facilities Planning Model (FPM) applies an overall peak period for AGPs of 34 hours per week (Monday to Thursday 17:00-21:00; Friday 17:00-19:00; Saturday and Sunday 09:00-17:00). Please note that for hockey, more specifically the peak times are 6pm – 10pm weekdays and Saturday and Sunday – 10am – 4pm (leagues in some areas dictate that games will not start before 10am).

Using the FPM calculation, nine of the 11 full size AGPs servicing Canterbury District demand have full availability within the peak period, with the pitches at King's School Recreation Centre (Blores) and Kent College (Whitstable Road) having limited availability midweek due to a lack of floodlighting and a low number of hours available for community use. The table below shows the availability of all full size hockey suitable AGP provision and a summary of use at each.

Table 5.8: Usage of hockey suitable AGPs

Site ID	Site	Analysis area	Number of AGPs	Floodlit?	Community use hours in the peak period (per AGP)	Hockey clubs/groups using the pitch (teams) ³²	Midweek/training capacity	Match capacity	Comments
16	Herne Bay High School	Herne Bay	1	Yes	Weekdays: 18 hours Weekends: 16 hours Total: 34 hours	The school plays hockey during curriculum time on their sand based AGP.	No hockey clubs utilise the pitch to accommodate midweek training demand. The pitch is subject to some football use by community clubs.	No hockey clubs utilise the pitch to accommodate any match demand.	The pitch was previously utilised by Herne Bay HC prior to its move to the Sports Hub. The poor quality of the pitch contributed to the Club no longer accessing the provision. Spare capacity at weekends for hockey but poor quality.
19	Herne Bay Sports Hub	Herne Bay	2	Yes	Weekdays: 36 hours Weekends: 32 hours Total: 68 hours	Herne Bay HC (13)	Midweek training demand from Herne Bay HC is accommodated on the site.	Pitch capacity is considered sufficient to accommodate match demand for Herne Bay HC. All senior teams for the Club (10 teams) can be accommodated on the site during the peak period, with sufficient capacity to allow teams to appropriately warm up prior to kick off.	Any access issues to the site are unknown given that it only recently opened. The terms of the Sports Hub Trust should protect sufficient access to the pitches by the hockey club for both match and training demand. Likely that this will operate at capacity for hockey matches.
25	Kent College (Canterbury) (Whitstable Road Site)	North Rural	1	Yes	Weekdays: 7 hours Weekends: 0 hours Total: 7 hours	Some use from other hockey clubs from surrounding areas, for example, Tunbridge Wells HC as an overspill.	Minimal hockey clubs utilise the pitch to accommodate midweek training demand. The pitch is subject to some football use by community clubs.	No hockey clubs utilise the pitch to accommodate any match demand. The pitch is subject to some extra-curricular match demand from the School.	The pitch is only available midweek from 6-7.30pm, as this is the time when the School's boarders are at dinner. Outside of these times the School considers safeguarding issues as too significant to increase community use. For this reason it is used to capacity.
26	Kings School (Birley's Playing Fields)	Canterbury City	1	Yes	Weekdays: 18 hours Weekends: 8 hours Total: 26 hours		No hockey clubs utilise the pitch to accommodate midweek training demand. The pitch is subject to some football use in the evenings for training by community clubs. There are also tennis courts marked out and available for hire.	No hockey clubs utilise the pitch to accommodate any match demand. The pitch is subject to some extra-curricular match demand from the School.	Although the venue is available for community use it is considered that school demand takes priority, meaning that access to the site can be an issue. Not available for Saturday morning – generally clubs get access from 12.30/1pm.

³² Pitches that are not used by community or university hockey clubs may be utilised by local football teams for midweek training, as well as by education institutions during the day.

CANTERBURY DISTRICT PLAYING PITCH STRATEGY ASSESSMENT REPORT

Site ID	Site	Analysis area	Number of AGPs	Floodlit?	Community use hours in the peak period (per AGP)	Hockey clubs/groups using the pitch (teams) ³²	Midweek/training capacity	Match capacity	Comments
27	Kings School Recreation Centre (Blores)	Canterbury City	1	No	Weekdays: 0 hours Weekends: 8 hours Total: 8 hours	-	Due to a current lack of floodlighting, no midweek hockey demand is accommodated on the pitch; outside of that from King's School curricular and extra-curricular activity.	No hockey clubs utilise the pitch to accommodate any match demand. The pitch is subject to some extra-curricular match demand from the School.	The venue has a recreational membership, with tennis a popular use of the pitch. Priority is given to school demand, followed by members, meaning that any ad-hoc bookings are unlikely.
34	Polo Farm Sports Club	South Rural	3	Yes	Weekdays: 54 hours Weekends: 48 hours Total: 102 hours	Canterbury HC (24) Canterbury Christ Church University (4)	Midweek training demand from Canterbury HC is accommodated on the site. This is in addition to match and training demand from Canterbury Christ Church University. Across the three pitches there is a combined 24.5 hours per week available; however, much of this is between 5 and 6.30pm, which is less likely to be used given that people generally finish work and commute during this period.	Pitch capacity is considered sufficient to accommodate match demand for both Canterbury HC and Canterbury Christ Church University. All senior teams for Canterbury HC (15 teams) can be accommodated on the site during the peak period, with sufficient capacity to allow teams to appropriately warm up prior to kick off.	There is significant capacity on site to accommodate additional demand should club demand increase. The venue is also occasionally utilised by imported demand from neighbouring local authorities, although this is on an ad-hoc basis.
44	St Edmunds School	North Rural	1	Yes	Weekdays: 18 hours Weekends: 16 hours Total: 34 hours	-	No hockey clubs utilise the pitch to accommodate midweek training demand. The pitch is subject to some football use by community clubs.	No hockey clubs utilise the pitch to accommodate any match demand. The pitch is subject to some extra-curricular match demand from the School.	No access on a Saturday morning. The School reports that the pitch is booked on an ad-hoc basis for hockey goalkeeper training. Other than that some local community football clubs utilise the pitch. The presence of boarding students on site means that strict safeguarding policies are in place.
66	University of Kent	North Rural	1	Yes	Weekdays: 18 hours Weekends: 16 hours Total: 34 hours	University of Kent (7)	Teams representing University of Kent access the pitch midweek for both training and match demand. No issues regarding access were reported during consultation with the University.	All match demand from University of Kent is accommodated on the pitch. Match demand for the University takes place midweek, meaning that there is capacity at weekends to accommodate any community match demand if required.	Additional demand from other university clubs is accommodated on the pitch; in addition to some ad-hoc use by students. Minimal spare capacity.

Capacity summary

- ❖ Herne Bay High School has no current hockey use due to poor quality and therefore has availability at weekends for hockey.
- ❖ Herne Bay Sports Hub is new provision accommodating Herne Bay HC and it is likely that this will operate close to capacity for hockey matches and training.
- ❖ Kent College (Canterbury) has no spare capacity due to limited availability.
- ❖ Kings School (Birley's Playing Fields) has limited availability due to school use and unsecure access.
- ❖ Kings School Recreation Centre (Blores) has limited availability due to school use and unsecure access.
- ❖ Polo Farm Sports Club, although there is extensive hockey use (Canterbury HC and Canterbury Christ Church University), there remains significant spare capacity on at least one pitch to accommodate more hockey matches.
- ❖ St Edmunds School has limited availability due to school use and unsecure access.
- ❖ University of Kent accommodates University HC but has minimal spare capacity for other community hockey use and unsecure access.

CANTERBURY DISTRICT PLAYING PITCH STRATEGY ASSESSMENT REPORT

Peak time demand

Most men's and women's hockey teams currently play matches on a Saturday; therefore, this is considered to be the peak time for use of AGPs for competitive play. The only teams that do not play at peak time are those representing University of Kent and Canterbury Christ Church University that, solely compete in BUCS leagues; and junior teams for whom peak time is Sunday

5.4: Supply and demand analysis

Based on a floodlit, full size AGP being able to accommodate four matches per Saturday and Sunday i.e. eight teams, four pitches are required to accommodate current demand in Canterbury District during the peak period (Saturday). Quantitatively, existing supply is therefore deemed adequate to meet current and future demand expressed.

Existing demand for hockey training and matches is adequately accommodated on the existing provision (particularly given the new provision at Herne Bay Sports Hub) and notwithstanding likely growth at junior level due to EH initiatives such as Hockey Heroes, there is not a significant amount of future demand expressed by either club in terms of actual teams. Although population growth suggests one additional senior men's team will be established in both the Herne Bay and South Rural analysis areas, which are where Herne Bay HC and Canterbury HC are based. England Hockey also reports ambitions for membership numbers at Herne Bay HC to grow following the Club's relocation to the new Sports Hub facility.

The only true spare capacity for additional hockey use is at Polo Farm Sports Club which will comfortably accommodate any likely future demand from Canterbury HC. It is also likely that there will be some peak time spare capacity at Herne Bay Sports Hub should the Club look to develop more teams in the future and to deliver EH initiatives albeit this should be monitored over the first full season of use.

Although most of the school sites suggest that their provision is available for community use, in reality this is very limited and has restrictions due to school policies and own usage. These tend to only be available to hockey clubs as overspill or ad hoc usage and given it is generally unsecured use, cannot be relied upon to offer current or future capacity.

5.5: Conclusions

Given there is adequate supply of hockey suitable provision to service community hockey clubs, focus should be placed on protecting AGPs utilised by hockey clubs, as a priority, at Herne Bay Sports Hub, Polo Farm and University of Kent. Further there is also a need to protect provision at Kent College (Canterbury) which is used for adhoc hockey club use (albeit from clubs outside of Canterbury District). Further to this, there is also a need to sustain quality and in the instance of Kent College and University of Kent, seek to address drainage/quality issues identified.

AGPs at the two Kings School sites (Birley's Playing Fields and Recreation Centre) are also highly likely to be retained by the schools to continue to deliver and accommodate school hockey fixtures and skills based initiatives. It is unlikely, due to having unsecure tenure and offering limited community use that hockey clubs view these as offering more than overspill and adhoc opportunity.

CANTERBURY DISTRICT PLAYING PITCH STRATEGY ASSESSMENT REPORT

The only AGP which is unlikely to be required for future hockey use due to the development of AGPs at Herne Bay Sports Hub, is at Herne Bay High School. The lack of demand has resulted in the further deterioration of this AGP despite it only being five years old and as such there is no current demand from hockey for its use albeit it continues to be used for some midweek football training.

Both community hockey clubs are considered to have security of tenure at their home venues and ancillary facilities are of a good quality; although those for Herne Bay Sports Hub are yet to be completed.

Given there is not a significant amount of future demand expressed by either club in terms of actual teams, there will be a need to for community clubs, England Hockey and local schools to work collaboratively to increase hockey participation amongst juniors; with a view that this will then equate to increased senior participation in the future.

As detailed earlier, there is a lapsed full size, sand based AGP at Herne Bay Hockey & Lawn Tennis Club (Beacon Road). The pitch was once the home venue of Herne Bay HC but has not been used since 2011 and the pitch is significantly damaged and is now in a state of disrepair. The Club is now using the two new pitches at Herne Bay Sports Hub (and will also eventually use the clubhouse there). Although tennis courts remain at the site, the tennis club will also use new tennis courts and the clubhouse at the Sports Hub. It is therefore not yet known what the impact of this will be on the Herne Bay Hockey and Lawn Tennis Club site.

Conversion to 3G surfaces

Since the introduction of 3G pitches and given their popularity for football, providers have seen this as a way to replace a worn sand or water based carpet and generate increased revenue from hiring out a 3G pitch to football and rugby clubs and commercial football providers. This has often come at the expense of hockey, with players now travelling further distances to gain access to a suitable pitch and many teams consequently displaced from their preferred local authority.

Due to its impact on hockey, it is appropriate to ensure that sufficient sand based AGPs are retained for the playing development of hockey. To that end, a change of surface will require a planning application and the applicants will need to show that there is sufficient provision available for hockey in the locality. Advice from Sport England and England Hockey should also be sought prior to any planning application being submitted.

It should also be noted that, if a surface is changed, it could require the existing floodlighting to be changed and in some instances noise attenuation measures may need to be put in place.

A 3G surface is limited in the range of sport that can be played or taught on it. Providers proposing a conversion should take advice from the appropriate sports' governing bodies or refer to Sport England guidance:

<https://www.sportengland.org/facilities-planning/tools-guidance/design-and-cost-guidance/artificial-sports-surfaces/>

CANTERBURY DISTRICT PLAYING PITCH STRATEGY ASSESSMENT REPORT

Hockey summary

- ◀ There are 11 full size hockey suitable AGPs within Canterbury District; all of which, are available for community use to some extent. School sites are considered to have unsecure community use.
- ◀ All but one full size AGP is floodlit, the exception being at Kings School Recreation Centre (Blores).
- ◀ Seven of the full size AGPs in the District are good quality. However, there are two standard quality and two poor quality located at Herne Bay High School and Kent College.
- ◀ Drainage improvement are required at both Kent College (poor quality) and University of Kent (standard quality).
- ◀ In addition to the full size AGPs, there are six small size pitches across Canterbury District.
- ◀ Both hockey clubs in Canterbury District have access to supporting ancillary provision. Herne Bay HC will relocate its off field activities away from Herne Bay Hockey and Lawn Tennis Club once the new pavilion is built at Herne Bay Sports Hub.
- ◀ There are two clubs within Canterbury District, Canterbury HC and Herne Bay HC both access provision within the District. Community clubs provide 37 teams, including 11 junior teams (participation amounting to 625).
- ◀ Part of Canterbury HC's membership is imported from outside of the District including from London due to the level of hockey played.
- ◀ Population growth forecasts the likely creation of an additional senior men's team in both the Herne Bay and South Rural analysis areas, which is where Herne Bay HC and Canterbury HC are based. However, neither club currently reports future growth aspirations albeit there is likely to be participation growth at junior levels due to new EH initiatives.
- ◀ One full size floodlit hockey AGP is able to accommodate up to four hockey matches at peak time (Saturday). Given this, it is considered that there is sufficient capacity within Canterbury District to accommodate both current and future demand.
- ◀ Peak time spare capacity is identified at Polo Farm Sports Club to accommodate future demand from Canterbury HC and it is likely that there will be spare capacity at Herne Bay Sports Hub for greater use but this needs to be monitored.
- ◀ As a priority, AGPs at Herne Bay Sports Hub, Polo Farm and University of Kent should be protected and quality sustained/improved as required. Further there is also a need to protect provision at Kent College (Canterbury) which is used for adhoc hockey club use (albeit from clubs outside of Canterbury District) and improve quality.

CANTERBURY DISTRICT PLAYING PITCH STRATEGY ASSESSMENT REPORT

PART 6: THIRD GENERATION ARTIFICIAL GRASS PITCHES (3G PITCHES)

6.1 Introduction

There are several surface types that fall into the category of artificial grass pitch (AGP). The three main groups are rubber crumb (also known as third generation turf or 3G), sand based (filled or dressed) and water based.

Table 6.1: AGP type and sport suitability

Surface	Category	Comments
Rubber crumb	Long Pile 3G (60mm with shock pad)	Rugby surface – must comply with World Rugby type 22 and/or RFL Community Standard, requires a minimum of 60mm pile.
Rubber crumb	Medium Pile 3G (55-60mm)	Preferred football surface. Suitable for non-contact rugby union/league practice or play.
Rubber crumb	Short Pile 3G (40mm)	Acceptable surface for some competitive football.
Sand	Sand Filled	Competitive hockey and football training (although not ideal).
Sand	Sand Dressed	Preferred hockey surface and used for football training (although not ideal).
Water	Water based	Preferred hockey surface.

England Hockey's Artificial Grass Playing Surface Policy (June 2016) advises that 3G pitches should not be used for hockey matches or training and that they can only be used for lower level hockey (introductory level) when no sand-based or water-based AGPs are available.

Competitive football can take place on 3G surfaces that have been FA or FIFA certified and a growing number of 3G pitches are now used for competitive match play at mini soccer and youth level. The recommended FA dimensions for a full size 3G pitch are 100x64 metres with additional run off areas of three metres required on each side. Minimum playing area dimensions to meet performance standard criteria for competitive football are 90x45 metres (or 100x64 metres for FIFA sanctioned international matches), with additional run off areas of three metres required on each side. FIFA 3G pitch certification is required to host competitive adult match play at Step 3 and below, whilst for teams playing at Steps 1 or 2 pitches are required to have FIFA Pro standard certification, further information on which is included later in the section. Football training can take place on sand and water based surfaces but is not the preferred option.

World Rugby (WR) produced the 'Performance Specification for Artificial Grass Pitches for Rugby', more commonly known as 'Regulation 22' that provides the necessary technical detail to produce pitch systems that are appropriate for rugby. The artificial surface standards identified in Regulation 22 allows matches to be played on surfaces that meet the standard. Full contact activity, including tackling, rucking, mauling and lineouts can take place. All full size World Rugby compliant 3G pitches feature on the RFU register, including expiry dates of certification³³. Upon registration, World Rugby compliancy is valid for two years before renewal and retesting is required.

³³<http://www.englishrugby.com/governance/club-support/facilities-kit-and-equipment/artificial-surfaces/artificial-grass-pitches>

CANTERBURY DISTRICT PLAYING PITCH STRATEGY ASSESSMENT REPORT

Many test contractors are able to offer reduced rates through efficiency savings to carry out multiple performance tests in the same session, therefore providers seeking 3G pitch compliancy for a number of sports would be recommended to consider this opportunity.

6.2 Supply

Within this PPS, full size 3G pitches are defined as those which meet FA minimum dimension criteria for adult football (90x45 metres). It should be noted that within other external documentation the FA typically refers to 3G pitches as 3G Football Turf Pitches (FTPs).

There are five full size 3G pitches in Canterbury District, each is fully floodlit and available for community use. There are a further two small size 3G pitches, both of which, are available for community use.

The spread of full size 3G pitch provision in Canterbury District is not evenly distributed across analysis areas, with the Canterbury City Analysis Area not having a full size 3G pitch; and two being located in the North Rural Analysis Area.

Only two of the five full size 3G pitches are certified for competitive football use and listed on the FA 3G Football Turf Pitch Register. There is a full size, WR compliant 3G pitch located at the University of Kent (albeit this expired February 2020); and a second pitch now compliant until August 2021 at Simon Langton School.

Table 6.2 provides a list of the current supply of full size 3G pitches identified in Canterbury District.

CANTERBURY DISTRICT PLAYING PITCH STRATEGY ASSESSMENT REPORT

Table 6.2: Summary of full size 3G pitches

Site ID	Site name	Ownership/management	Analysis area	Pitch type	Floodlit?	Size (metres) ³⁴	Certification	Certification renewal date (where known)
19	Herne Bay Sports Hub	Trust	Herne Bay	Medium Pile 3G (55-60mm)	Yes	100x65	FA	-
40	Simon Langton Grammar School for Boys	Education	South Rural	Long Pile 3G (65mm) with shock pad	Yes	115x75	FA, WR	WR 27/08/21
64	The Whitstable School	Education	Whitstable	Medium Pile 3G (55-60mm)	Yes	95x60	-	-
66	University of Kent	Education	North Rural	Medium Pile 3G (55-60mm)	Yes	106x72	-	-
66	University of Kent	Education	North Rural	Long Pile 3G (65mm) with shock pad	Yes	125x80	WR	19/2/20

In addition to the supply of full size 3G pitches in Canterbury District there are a variety of smaller size pitches that can help to accommodate some demand.

Table 6.3: Summary of small size 3G pitches

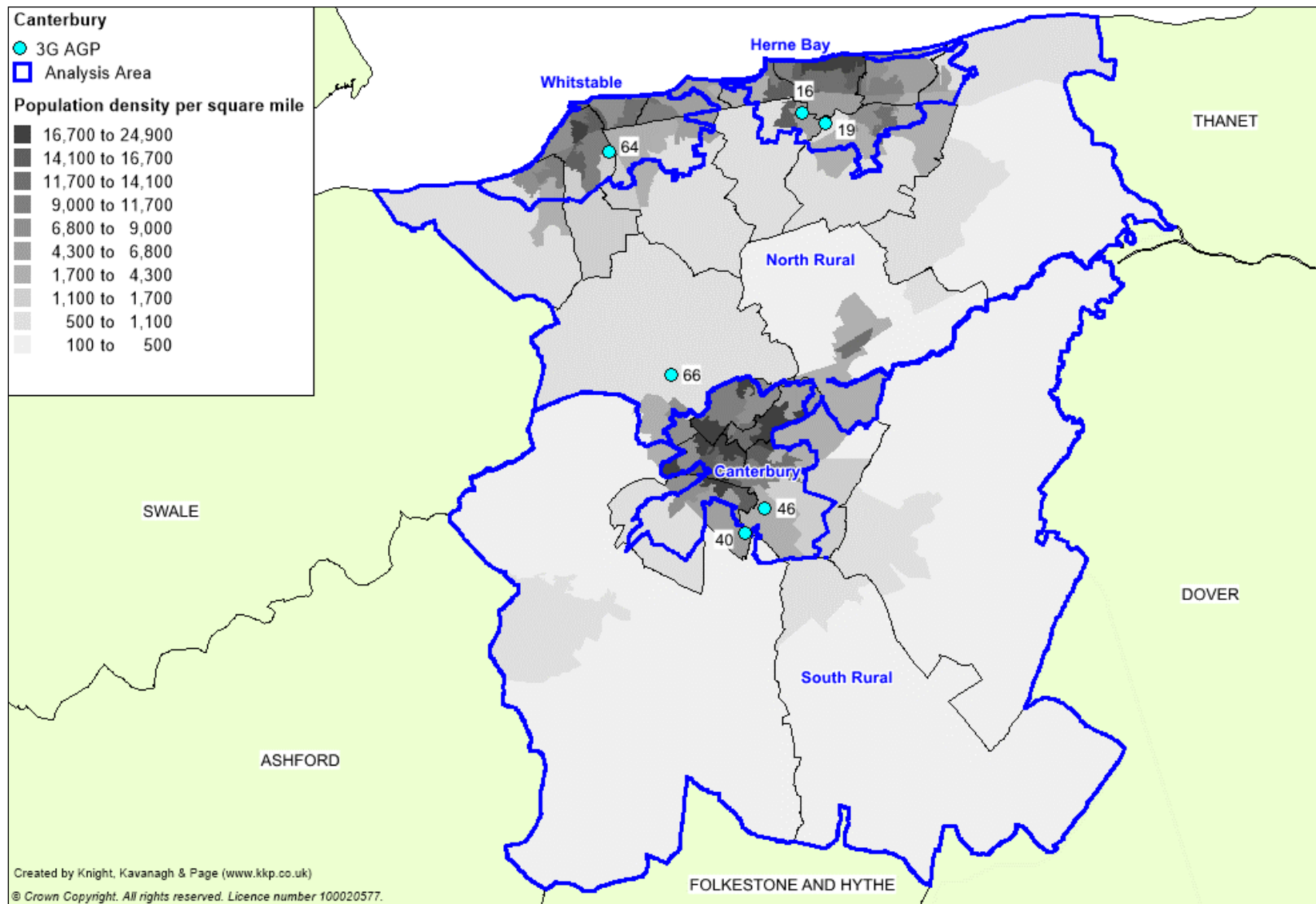
Site ID	Site name	Ownership/management	Analysis area	Pitch type	Floodlit?	Size (metres)	Certification	Certification renewal date (where known)
16	Herne Bay High School	Education	Herne Bay	TigerTurf synthetic turf	Yes	97x61	-	-
46	St Lawrence Ground	Sports Club	Canterbury City	Short Pile 3G (40mm)	Yes	38x19	-	-

The small size 3G pitch at Herne Bay High School is predominantly set aside for netball and tennis and only allows mini soccer teams to train when there is no usage by netball and tennis. Conversely, the St Lawrence small size 3G pitch is predominantly used for 5v5 football and walking football.

³⁴ Excluding run-offs

CANTERBURY DISTRICT PLAYING PITCH STRATEGY ASSESSMENT REPORT

Figure 6.3: Location of 3G pitch in Canterbury District



CANTERBURY DISTRICT PLAYING PITCH STRATEGY ASSESSMENT REPORT

Future plans for provision

Though full size 3G pitches are considered those which meet FA minimum pitch dimensions, it is recommended that any new 3G pitches built in future should meet FA recommended pitch dimensions so to ensure suitability for all formats of football and maximise opportunities for use.

Table 6.4: FA recommended 3G pitch sizes

Age group	Playing format	Recommended pitch dimensions (metres excluding run offs)	Recommended pitch dimensions (metres including run offs)
Mini-Soccer U7/U8	5v5	37x27	43x33
Mini-Soccer U9/U10	7v7	55x37	61x43
Youth U11/U12	9v9	73x46	79x52
Youth U13/U14	11v11	82x50	88x56
Youth U15/U16	11v11	91x55	97x61
Youth U17/U18	11v11	100x64	106x70
Over 18/Adult	11v11	100x64	106x70

Simon Langton Grammar School for Girls reports aspirations for a full size 3G pitch, which would then be floodlit and available for community use. The School has sufficient land available on its site without the pitch replacing existing grass pitch provision.

Canterbury City FC, is currently displaced outside of the District and aspires to return to the District after it was displaced from its previous home venue a number of years ago and as such is working with partners to find a new site in Canterbury District which may also provide an opportunity to relocate Canterbury RFC. Previous proposals for a new site included two full size, FA certified 3G pitches which would be available for community use. As part of the same development proposals, Canterbury RFC could also, potentially, establish a WR compliant 3G pitch on the site. However, the planning application was unsuccessful and as such there are no current plans identified. Please also note that further feasibility would be required to demonstrate the sustainability of incorporating full size 3G pitches.

Conversion to 3G surfaces

Since the introduction of 3G pitches and given their popularity for football, providers have seen this as a way to replace a worn sand or water based carpet and generate increased revenue from hiring out a 3G pitch to football and rugby clubs and commercial football providers. This has often come at the expense of hockey, with players now travelling further distances to gain access to a suitable pitch and many teams consequently displaced from their preferred local authority.

Due to its impact on hockey, it is appropriate to ensure that sufficient sand based AGPs are retained for the playing development of hockey. To that end, a change of surface will require a planning application and the applicants will need to show that there is sufficient provision available for hockey in the locality. Advice from Sport England and England Hockey should also be sought prior to any planning application being submitted.

It should also be noted that, if a surface is changed, it could require the existing floodlighting to be changed and in some instances noise attenuation measures may need to be put in place.

CANTERBURY DISTRICT PLAYING PITCH STRATEGY ASSESSMENT REPORT

A 3G surface is limited in the range of sport that can be played or taught on it. Providers proposing a conversion should take advice from the appropriate sports' governing bodies or refer to Sport England guidance: <https://www.sportengland.org/facilities-planning/tools-guidance/design-and-cost-guidance/artificial-sports-surfaces/>

6.3: Quality

The carpet of a 3G pitch is considered to have a surface life of approximately 10 years with assumed maintenance of the required standard, though its lifespan can be prolonged in some cases where maintenance is of particularly high quality and rigor.

Three of the five full size 3G pitches in Canterbury District are of good quality; and each of these is within the recommended ten year lifespan. The pitch at Herne Bay Sports Hub is the most recent of these having been opened in October 2019.

The medium pile 3G pitch at the University of Kent is beyond its ten year lifespan, but is still standard quality, suggesting that it has been subject to a good quality maintenance regime. There are reported drainage issues with the pitch; which have been caused by tree roots growing underneath the areas. The University is investigating whether a full resurface will be required to repair this; or if the tree roots can be removed an alternative way.

The only poor quality 3G pitch is located at The Whitstable School. The pitch is ten years old and is heavily used by local community clubs for midweek training. It is reported that a sinking fund is not in place for resurfacing or refurbishment, which may mean that neither of these will occur in the near future.

Table 6.5: Summary of quality (community use)

Site ID	Site name	No. of pitches	Surface type	Year built (refurbished)	Quality	Certification
19	Herne Bay Sports Hub	1	Medium Pile	2019	Good	FIFA
40	Simon Langton Grammar School for Boys	1	Long Pile	2014	Good	FA
64	The Whitstable School	1	Medium Pile	2009	Poor	-
66	University of Kent	1	Medium Pile	2008	Standard	-
66	University of Kent	1	Long Pile	2017	Good	-

In order for competitive matches to be played on 3G pitches, the pitch should be FA or FIFA tested and approved and added to the FA pitch register³⁵. Only two of the pitches in Canterbury are currently on the pitch register; Herne Bay Sports Hub and Simon Langton Grammar School for Boys and are therefore suitable to accommodate match play.

Pitches can also undergo FIFA testing to become a FIFA Quality pitch (previously FIFA One Star) or a FIFA Quality Pro pitch (previously FIFA Two Star), with pitches commonly constructed, installed and tested in situ to achieve either accreditation. This comes after FIFA announced changes to 3G performance in November 2015 following consultation with member associations and licenced laboratories. The changes are part of FIFA's continued ambition to drive up performance standard in the industry and the implications are that all 3G pitches built through the FA framework will be constructed to meet the new performance criteria.

³⁵ <http://3g.thefa.me.uk/?countyfa=Kent>

CANTERBURY DISTRICT PLAYING PITCH STRATEGY ASSESSMENT REPORT

The changes from FIFA One Star to FIFA Quality will have minimal impact on the current hours of use guidelines, which suggest that One Star pitches place more emphasis on the product's ability to sustain acceptable performance and can typically be used for 60-85 hours per week with a lifespan of 20,000 cycles. In contrast, pitches built to FIFA Quality Pro performance standards are unlikely to provide the hours of use that some FIFA Two Star products have guaranteed in the past (previously 30-40 hours per week with a lifespan of 5,000 cycles). Typically, a FIFA Quality Pro pitch will be able to accommodate only 20-30 hours per week with appropriate maintenance due to strict performance measurements.

Clubs playing in the football pyramid on 3G pitches meeting FIFA One Star or Two Star guidelines will still be required to certify their pitches annually, however, if any pitch replacement takes place the Club will need to meet the new FIFA performance criteria of FIFA Quality or Quality Pro. To stay on the FA register, pitches below the national league pyramid require FA testing every three years.

CANTERBURY DISTRICT PLAYING PITCH STRATEGY ASSESSMENT REPORT

Availability and usage

The following table summarises the availability of full size AGPs for community use in Canterbury District. In addition, it records the availability of provision within the peak period. Sport England's Facilities Planning Model (FPM) applies an overall peak period for AGPs of 34 hours a week (Monday to Thursday 17:00-21:00; Friday 17:00-19:00; Saturday and Sunday 09:00-17:00).

Table 6.6: Summary of full size 3G availability and usage (during the peak period)

Site ID	Site name	Surface type	Floodlit?	Quality ³⁶	Total number of hours available for community use during peak period	Football usage	Rugby union usage	Other sports club usage	Spare capacity	Comments
19	Herne Bay Sports Hub	Medium Pile	Yes	Good	Midweek: 18 hours Weekend: 16 hours Total: 34 hours	24 hours (71%)	-	-	6 hours (19%)	Majority of spare capacity is weekends.
40	Simon Langton Grammar School for Boys	Long Pile	Yes	Good	Midweek: 18 hours Weekend: 16 hours Total: 34 hours	13 hours (38%)	4 hours (12%)	4 hours ³⁷ (12%)	13 hours (38%)	Most spare capacity is at weekends.
64	The Whitstable School	Medium Pile	Yes	Poor	Midweek: 18 hours Weekend: 16 hours Total: 34 hours	26 hours (78%)	-	2 hours (5%)	6 hours (17%)	Majority of spare capacity is weekdays.
66	University of Kent	Medium Pile	Yes	Standard	Midweek: 18 hours Weekend: 16 hours Total: 34 hours	25 hours (75%)	-	5 hours (15%)	4 hours (10%)	Most spare capacity is at weekends.
66	University of Kent	Long Pile	Yes	Good	Midweek: 18 hours Weekend: 16 hours Total: 34 hours	14 hours (40%)	5 hours (15%)	9 hours (26%)	6 hours (19%)	Most spare capacity is at weekends.

³⁶ Quality is assessed via a combination of non-technical assessments carried out by KKP but also take account of user views and opinions.

³⁷ Other usage amounts to lacrosse mid-week training (1 hour) and American football matches on a Sunday (2 hours) and senior training mid-week 1 hour)

CANTERBURY DISTRICT PLAYING PITCH STRATEGY ASSESSMENT REPORT

Each full size 3G pitch is available for lettings throughout the peak period; and despite four of the five pitches being located on education sites, when community use can be limited on weekdays, all are well used by community clubs.

Simon Langton Grammar School for Boys has the largest amount of spare capacity during the peak period; but it is reported that this is due to the number of sand based AGPs available locally which are cheaper to hire and more accessible.

The two long pile 3G pitches are/were both used for rugby union demand, with the pitch at University of Kent also accommodated training demand from other students' sports clubs including American football, ultimate frisbee and lacrosse.

The majority of demand accessing the pitches at University of Kent is from the student population, although some community clubs do reportedly utilise the pitch on an ad-hoc basis.

There is a significant amount of spare capacity available during weekends on all pitches, but this may be due to football clubs in Canterbury District prefer to utilise grass provision for match demand rather than 3G; and/or the pitches may be considered too expensive for clubs to consistently utilise provision for both matches and training.

Demand

Football

There are 11 teams which play competitive club football on 3G pitches in Canterbury District, representing just 5% of teams playing matches. Herne Bay Sports Hub and The Whitstable School are both used for match play, despite only the former being on the FA register and the latter being poor quality. The Whitstable School is mainly used by mini teams for match demand, whilst Herne Bay Sports Hub is used by youth boys', youth girls' and mini mixed teams.

Access to affordable floodlit training facilities is a key issue for most clubs in Canterbury District, particularly those with a large number of youth and mini teams. Access to affordable 3G provision is also a priority for the FA as many multi team junior clubs have various teams training across various venues in the Area and neighbouring authorities.

Walking football

Walking football is a variant of association football that is aimed at keeping people aged over 50 involved with football if, due to a lack of mobility or for other reason, they are not able to play the traditional game. The sport can be played both indoors and outdoors. Herne Bay FC's walking football team currently plays outside of the District in Bay Point Sports Club in Sandwich, Dover.

Rugby union

Present use of 3G pitches for rugby union mainly extends to University of Kent utilising the WR compliant 3G pitch at its site for training demand. Canterbury RFC did utilise the 3G pitch at Simon Langton School for both midweek training and some match demand (mini) until its certification lapsed in October 2019. However, this has now been recertified so it is likely that it is being used again by the Club.

CANTERBURY DISTRICT PLAYING PITCH STRATEGY ASSESSMENT REPORT

Key trends and changes in demand for pitches

Football

Demand from football for 3G pitches has increased in recent years due to demand from clubs for training but also due to a growing acceptance by local leagues of use for competitive matches, where play on 3G pitches is now included within the FA Standard Code of Rules. This considered, the general condition of local authority pitches and increasingly limited budget for regular and adequate maintenance may lead more teams to consider AGPs as a possible alternative should it be financially viable.

A number of leagues around the country now use 3G pitches as central venues where all play takes place. Mini soccer leagues especially are increasingly adopting this approach either for whole seasons or a number of months throughout the winter because they can continually offer a high quality playing experience, in many cases beyond that of grass pitches which are generally of comparatively poorer quality. It also allows leagues to continue to run throughout the winter, largely unaffected by poor weather which has disrupted the football season over recent years, causing it to run into summer and clash more often with summer sports. This trend is likely to increase in the future and more mini soccer, flexi and vets leagues could be played exclusively on 3G pitches.

Rugby union

Given the inclement weather often experienced throughout the winter months of the rugby union season, more clubs are becoming increasingly receptive towards training on artificial pitches. Clubs traditionally train on match pitches where floodlights are in place or one pitch designated for all training in particular, unless there is a separate floodlight grass training area. It often results in deterioration in pitch quality coupled with decreasing maintenance budgets.

Nationally clubs identify the use of 3G pitches for training as a method of protecting the match pitches and providing a high quality surface for full contact practice. Competitive play continues to take place on grass pitches for the most part, with ad hoc use of 3G pitches for fixtures in the case of unsuitable pitches due to waterlogging or frost.

6.4: Supply and demand analysis

FA training scenario

The FA considers high quality third generation artificial grass pitches (3G pitches) as an essential tool in promoting coach and player development which can support intensive use and as such are great assets for both playing and training. Primarily such facilities have been installed for community use and training, however, they are increasingly used for competition which The FA wholly supports.

The FA's long-term ambition is to provide every affiliated team in England the opportunity to train once per week on floodlit 3G surface, together with priority access for every Charter Standard Community Club through a partnership agreement. The FA standard is calculated by using the latest Sport England research "AGPs State of the Nation March 2012" assuming that 51% of AGP usage is by sports clubs when factoring in the number of training slots available per pitch at peak times. It is estimated that one full size AGP can service 38 teams.

It is considered that there are 232 football teams which require access to train once per week on floodlit 3G surface in Canterbury District. This equates to the need for six full size 3G pitches to service this level of training demand.

CANTERBURY DISTRICT PLAYING PITCH STRATEGY ASSESSMENT REPORT

At present, there are five full size 3G pitches which are already available for community use to service training demand across the District. On this basis, there is a shortfall of one full size 3G pitch to meet training demand for football, increasing to two when future demand is considered (additional 18 teams) for the District as a whole. However, it is more difficult to determine where the greatest need is when considering analysis area need as detailed below.

The table below considers the number of full size 3G pitches required if every team was to remain training within the analysis area in which they play. For this, please note that the 3G requirement is rounded down to the nearest whole number to take account of use of small size 3G pitches and likely continued use of natural grass pitches.

Table 6.7: Current demand for 3G pitches for football training

Analysis area	Current number of teams	Current requirement ³⁸	Current number of available 3G pitches	Current shortfall	Future number of teams ³⁹	Future shortfall
Canterbury City	22	0	0	0	23	0
Herne Bay	66	1	1	0	71	1
North Rural	93	2	2	0	101	0
South Rural	35	1	1	0	38	0
Whitstable	16	0	1	0	17	0

When applied on an analysis area level, this equates to the need for four full size 3G pitches to service this level of training demand.

On this basis, current supply in all the analysis areas meets current levels of demand. However, in the Herne Bay Analysis Area there is a likely future shortfall of one full size 3G pitch.

The model also assumes that all pitches are fully available for club use at peak time when in practice a number of pitches operate commercial small sided leagues which reduce capacity available. It also projects all football teams as training on full size 3G pitches when in practice a proportion of football training demand should be retained on sand based AGPs in order to maintain financial and commercial sustainability of these pitches.

The two small size 3G pitches are both floodlit and available for community use and as such also help to accommodate demand, for example, from mini teams and for training. Whilst sand based AGPs also accommodate some midweek football training demand (namely those at Herne Bay High School, Kent College (Canterbury), Kings School (Birley's Playing Fields) and St Edmunds School). Even though the surface is not preferred, clubs are happy to continue using these pitches due to a lower cost to hire.

³⁸ 3G requirement rounded down where applicable

³⁹ Based on increased demand forecasted from population growth

CANTERBURY DISTRICT PLAYING PITCH STRATEGY ASSESSMENT REPORT

6.5: Conclusion

In conclusion, there is a sufficient supply of full size 3G pitches to meet current demand, based on the FA training model for football in Canterbury District by analysis area. However, there is little midweek spare capacity to accommodate additional training demand and this is predominately between 5pm-7pm which is not usually a preferred timeslot.

When accounting for anticipated future demand by analysis area, there is a likely shortfall of one full size 3G pitch in Herne Bay Analysis Area. Although please note this is where a new 3G pitch was provided in 2019.

When considering the overall Canterbury District need, there could be an argument to suggest that there is a need for an additional full size 3G pitch (particularly given the limited midweek spare capacity available). There are also two, floodlit, small size 3G pitches; plus at least four full size sand based AGPs accommodate some football training demand (if indeed clubs would transfer to use 3G dependent upon cost).

Furthermore, there is competition for access to 3G pitches from other sports for both training and match play, particularly rugby union, which may exacerbate the forecasted requirement for full size 3G pitches to service football demand.

Therefore, further feasibility and business planning is required to fully determine the sustainability of additional provision.

Simon Langton Grammar School for Girls reports aspirations for a full size 3G pitch, which would then be floodlit and available for community use. The School has sufficient land available on its site without the pitch replacing existing grass pitch provision. However, there is no clear need identified within the PPS for this, at least in the short term and further feasibility would be required to demonstrate the sustainability

Proposals appertaining to Canterbury City FC and Canterbury RFC would also require further feasibility to demonstrate the sustainability of incorporating full size 3G pitches given the assessment of need from a football training perspective only demonstrates the need for provision of one full size 3G pitch in the District with most demand likely coming from Herne Bay Analysis Area in the future.

The long pile 3G pitch at Simon Langton School should be tested for World Rugby recertification as soon as possible to provide both the School and Canterbury RFC a place to train and host matches during the wettest months of the season.

CANTERBURY DISTRICT PLAYING PITCH STRATEGY ASSESSMENT REPORT

3G summary

- ◀ There are five full size 3G pitches in Canterbury District, each of which is fully floodlit and available for community use. There are a further two small size 3G pitches, both of which, are available for community use.
- ◀ The spread of full size 3G pitch provision in Canterbury District is not evenly distributed across analysis areas, with the Canterbury City Analysis Area not having a full size 3G pitch; and two being located in the North Rural Analysis Area.
- ◀ Simon Langton Grammar School for Girls, Canterbury City FC and Canterbury RFC all report aspirations for new 3G provision.
- ◀ University of Kent 3G pitch is beyond the recommended ten-year lifespan but remains standard quality.
- ◀ The 3G at The Whitstable School is in the final year of its recommended lifespan and is considered poor quality. It is understood that a sinking fund is not in place for future resurfacing/refurbishment.
- ◀ All full size 3G pitches are available for lettings throughout the peak period; and each is used well by community clubs.
- ◀ Canterbury RFC is the only community club of any sport that is considered to have security of tenure on a 3G pitch. The Club and Simon Langton School undertook a joint venture to establish a WR compliant 3G pitch at the School site; as such the Club has secured use.
- ◀ There are 11 teams which play competitive club football on 3G pitches in Canterbury District, representing just 5% of teams playing matches. Pitches at The Whitstable School and Herne Bay Sports Hub are both used for match play despite the former not being on the FA register.
- ◀ Present use of 3G pitches for rugby union mainly extends to Canterbury RFC and University of Kent training on 3G pitches at Simon Langton School and University of Kent respectively.
- ◀ It is considered that there are 232 football teams which require access to train once per week on floodlit 3G surface in Canterbury District.
- ◀ When applied on an analysis area level, this equates to the need for four full size 3G pitches to service this level of training demand with no shortfall expressed. However, there is likely to be a future need for one pitch in Herne Bay.
- ◀ Although there isn't a current shortfall, capacity at sites throughout the District could be better used to accommodate increased levels of demand than at present.

CANTERBURY DISTRICT PLAYING PITCH STRATEGY ASSESSMENT REPORT

PART 7: TENNIS

7.1: Introduction

The Lawn Tennis Association (LTA) is the organisation responsible for the governance of tennis and administers the sport locally across Canterbury District. Locally, Kent Tennis is responsible for the sport in terms of County teams and County based initiatives.

The LTA has recently restructured its strategic approach to target a number of national focus areas, enabling close partnership working with club, community and education venues and partners in order to grow participation.

The LTAs Vision and Mission seeks to “Open Tennis Up” by addressing three key challenges; namely that tennis is costly, difficult to access and difficult to play. There are three key objects:

- ◀ Increasing the number of fans engaging with tennis
- ◀ Grow participation by increasing the number of adults and juniors playing tennis
- ◀ Enabling new players to break into the world top 100

Key elements connected to growing participation include:

- ◀ Widening the appeal of tennis through inclusion of flexible formats of the game
- ◀ Improving the customer journey by making it easier to find a court, book it, and find somebody to play with
- ◀ Develop more relevant and enjoyable competitions at grass roots level for all abilities and ages
- ◀ Support community facilities & schools to provide more opportunities to play
- ◀ Help clubs grow & retain members
- ◀ Create more opportunities for children to play at school
- ◀ Facilitate partnerships to further increase rate of participation in parks
- ◀ Support venues to provide a welcoming and enjoyable experience
- ◀ Increase awareness of affordability

Consultation

All tennis clubs in Canterbury District were given the opportunity to respond to an online survey. Seven of the eight clubs completed the survey, resulting in an 88% response rate.

7.2: Supply

There is a total of 137 outdoor tennis courts identified in Canterbury District located across 28 sites including sports clubs, parks and schools. Of the courts, 102 are categorised as being available for community use across 23 sites representing 74% of the supply.

For the purposes of this report, being available for community use refers to courts in public, voluntary, private or commercial ownership or management (including education sites) recorded as being available for hire by individuals, teams or clubs. Please note that only tennis club sites which offer pay and play options are considered to have community use.

In addition to the above figures, please note that two courts at Polo Farm Sports Club and two courts at Kent College Junior School are grass surface (all unavailable for community use). Although tennis can be played on dedicated grass courts, the LTA does not factor these into calculations for supply/capacity given that their availability is weather dependent meaning that they are not available all year round.

CANTERBURY DISTRICT PLAYING PITCH STRATEGY ASSESSMENT REPORT

Table 7.1: Summary of the number of courts by analysis area⁴⁰

Analysis area	Courts available for community use*	Courts unavailable for community use
Canterbury City	46	11
Herne Bay	21	-
North Rural	18	12
South Rural	8	9
Whitstable	9	3
Canterbury District	102	35

*Please note that although a facility may identify it is available for community use, some of these courts are not necessarily being used. The status of the community use is identified in table 7.4.

The Canterbury City Analysis Area has the largest supply of tennis courts available for community use (46 courts), with the Whitstable Analysis Area having nine courts available. The largest amount of courts unavailable for community use is in the North Rural Analysis Area whilst there are no courts unavailable in the Herne Bay Analysis Area.

In addition to the above, there is a beach tennis court provided at Victoria Recreation Ground which is the largest urban beach area in the UK. Appeti Tennis, in association with Lifestyle Fitness (which manages the site), offers pay and play beach tennis sessions.

Future supply

There was formerly an additional tarmac tennis court at Polo Farm Sports Club. The court was over marked for netball but was not floodlit. It is understood that the court was removed by Polo Farm Sports Club two years ago, with a view that it will be replaced by three new macadam tennis courts, two of which, will be covered by a dome.

Work on the establishment of these new courts is dependent on a ball strike assessment being undertaken for the adjacent cricket pitch for the location of a new cricket pavilion. The ball strike assessment will determine the location of the new pavilion that, in turn, impacts on whether the new courts can and will be covered. Polo Farm Sports Club reports that establishing the new tennis courts on the site remains important; and that they will be used by both Polo Farm Tennis and Canterbury TC.

⁴⁰ Excluding grass courts

CANTERBURY DISTRICT PLAYING PITCH STRATEGY ASSESSMENT REPORT

Table 7.2: Tennis courts in Canterbury District

Site ID	Site name	Ownership	Analysis area	Availability for community use?	No. of outdoor courts	Floodlit?	Court type	Court quality ⁴¹
76	Appeti Indoor Tennis Centre	Sports Club	Canterbury City	Yes	1	No	Macadam	Good
74	Barham Tennis Club	Sports Club	South Rural	Yes	4 (2 mini)	No	Macadam	Standard
4	Barton Court Grammar School	Education	Canterbury City	Yes-unused	6	No	Macadam	Standard
75	Broome Park Golf Club	Sports Club	South Rural	No	2	No	Macadam	Poor
8	Canterbury Academy Trust Campus (sports centre)	Education	Canterbury City	Yes	2	Yes	Artificial grass	Good
59	Canterbury Academy Trust Campus (Primary school)	Education	Canterbury City	Yes	2	No	Macadam	Standard
16	Herne Bay High School	Education	Herne Bay	Yes	3	Yes	Astro turf	Standard
17	Herne Bay Hockey & Lawn Tennis Club	Sports Club	Herne Bay	Yes	4	Yes	Macadam	Standard
19	Herne Bay Sports Hub	Trust	Herne Bay	Yes	6	Yes	Macadam	Good
89	Homing Park	Private	Whitstable	No	1	No	Macadam	Good
24	Junior King's School	Education	North Rural	Yes	6	Yes	Macadam	Good
24	Junior King's School	Education	North Rural	Yes	3	Yes	Macadam	Good
25	Kent College (Canterbury) (Whitstable Road Site)	Education	North Rural	No	12	Yes	Artificial grass	Standard
26	Kings School (Birley's Playing Fields)	Education	Canterbury City	Yes-unused	12	Yes	Artificial grass	Good
26	Kings School (Birley's Playing Fields)	Education	Canterbury City	Yes-unused	6	No	Macadam	Good
27	Kings School Recreation Centre (Blores)	Education	Canterbury City	Yes	12	No	Artificial grass	Good
27	Kings School Recreation Centre (Blores)	Education	Canterbury City	Yes	3	No	Macadam	Good
32	Patricbourne Rd Recreation Ground	Local	South Rural	Yes	3	Yes	Macadam	Good

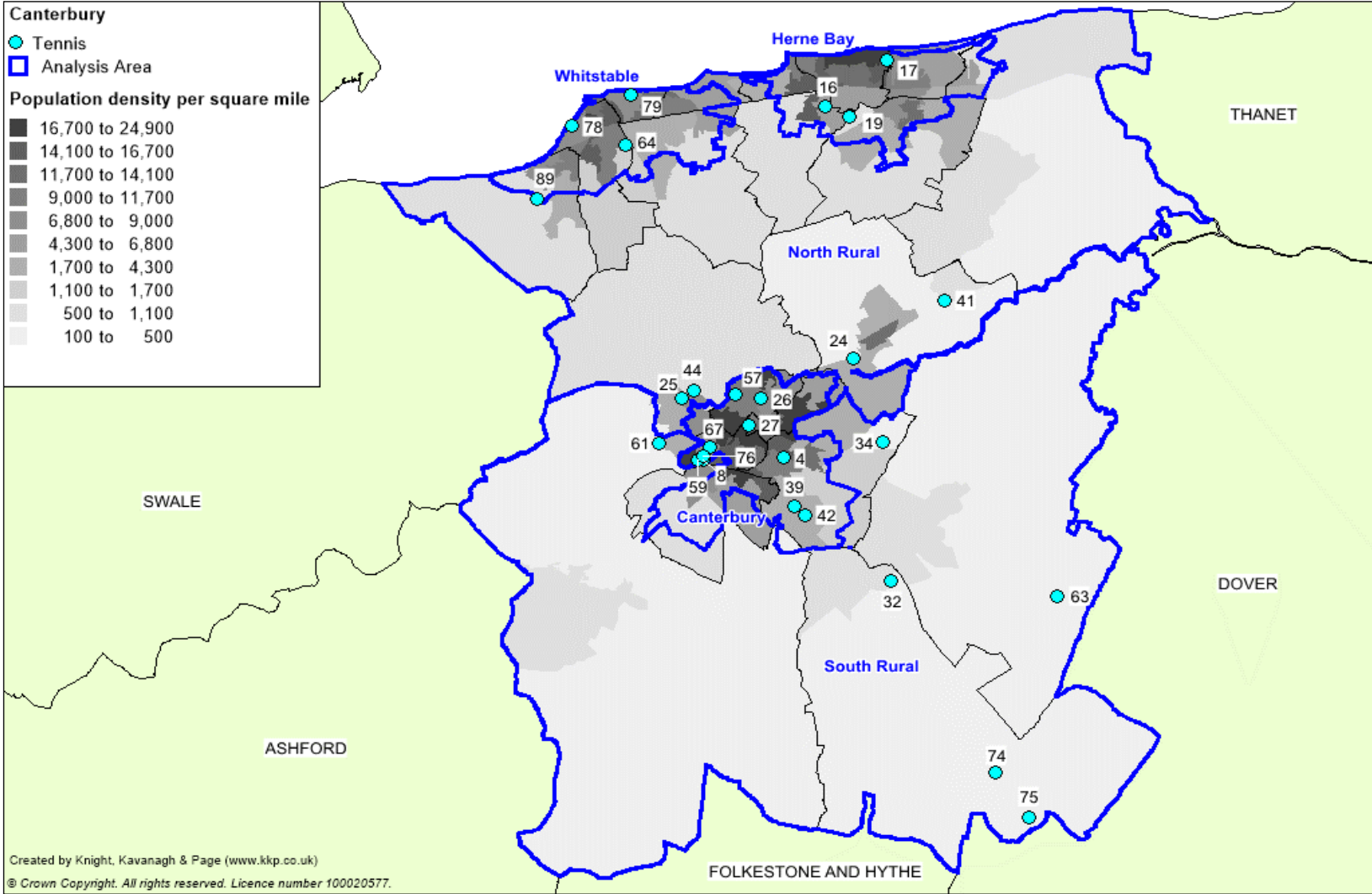
⁴¹ Assessed using a non technical site assessment proforma and also takes account of user comments.

CANTERBURY DISTRICT PLAYING PITCH STRATEGY ASSESSMENT REPORT

Site ID	Site name	Ownership	Analysis area	Availability for community use?	No. of outdoor courts	Floodlit?	Court type	Court quality ⁴¹
		Authority						
34	Polo Farm Sports Club	Sports Club	South Rural	No	6	Yes	Clay	Good
39	Simon Langton Girls' Grammar School	Education	Canterbury City	No	4	No	Macadam	Poor
41	Spires Academy	Education	North Rural	Yes-unused	3	No	Tarmac	Poor
79	St Anne's Tennis Courts	Local Authority	Whitstable	Yes	4	No	Macadam	Standard
42	St Anselms RC School	Education	Canterbury City	No	4	No	Tarmac	Poor
44	St Edmunds School	Education	North Rural	Yes-unused	6	No	Macadam	Standard
57	The Archbishop's School	Education	Canterbury City	No	3	No	Macadam	Standard
61	The Kent College Junior School	Education	South Rural	No	1	No	Tarmac	Good
63	The Street Recreation Ground	Local Authority	South Rural	Yes	1	No	Macadam	Poor
64	The Whitstable School	Education	Whitstable	No	2	No	Tarmac	Poor
67	Victoria Recreation Ground	Local Authority	Canterbury City	Yes	2	Yes	Macadam	Poor
78	West Beach Tennis Courts	Local Authority	Whitstable	Yes	5	No	Macadam	Standard
29	War Memorial Park, Herne Bay	Local Authority	Herne Bay	Yes	4	No	Macadam	Standard
					4	No	Macadam	Poor

CANTERBURY DISTRICT PLAYING PITCH STRATEGY ASSESSMENT REPORT

Figure 7.2: Location of tennis courts in Canterbury District



CANTERBURY DISTRICT PLAYING PITCH STRATEGY

ASSESSMENT PITCH ASSESSMENT

Quality

Of provision that is available for community use year round (grass courts excluded), 54 courts (53%) are assessed as good quality, 38 (37%) are deemed standard and ten are rated as poor (10%).

Table 7.3: Quality of community available courts by analysis area⁴²

Analysis area	Good	Standard	Poor	Total
Canterbury City	36	8	2	46
Herne Bay	6	11	4	21
North Rural	9	6	3	18
South Rural	3	4	1	8
Whitstable	-	9	-	9
Canterbury District	54	38	10	102

The available courts assessed as poor quality are all located at the following sites:

- ◀ Spires Academy
- ◀ The Street Recreation Ground
- ◀ Victoria Recreation Ground
- ◀ War Memorial Park, Herne Bay

The LTA recommends that the need to refurbish tennis courts is based typically on its current quality. Good quality courts typically need resurfacing in eight (plus) years, standard quality courts between four and seven years and poor quality courts within the next three years.

Issues identified with these courts include poor grip underfoot, worn line markings, loose gravel and holes or rips in the surface. As well as this, all courts rated as poor are without floodlighting and changing accommodation.

Recurring issue with all courts not located at education sites is the presence of glass, stones or litter; and evidence of unofficial use, usually for football with damage to fencing evident.

Indoor provision

In addition to the outdoor tennis courts, there are also indoor courts located at Polo Farm Sports Club (three courts) and Appeti Tennis Centre (two courts). These centres provide a range of programmes, including group and individual coaching sessions. Courts can be accessed either through coaching programmes or via pay-and-play bookings. All courts are good quality, acrylic surfaces and available throughout the week and weekend. Polo Farm Sports Club has an agreement in place with Canterbury Christ Church University for access to its indoor courts for students to train and compete in BUCS matches throughout the year as well as opportunity for students to access the courts for recreational use.

Indoor tennis is covered in more detail within the Indoor & Built Facilities Strategy.

Ownership/management

Most tennis courts available for community use, year round, are located at education sites (70 courts or 69%), that is sites that are managed and/or maintained by educational

⁴² Excluding grass courts.

CANTERBURY DISTRICT PLAYING PITCH STRATEGY ASSESSMENT PITCH ASSESSMENT

institutions. There are 23 courts (22%) located at local authority sites and nine courts (9%) located at club sites.

Please note that in the instances of courts at West Beach Tennis Courts and St Anne's Tennis Courts these are all owned by the local authority but leased to the respective sports club which manages/maintains the courts. Bridge Tennis Club lease its courts off Bridge Parish Council.

Further, the courts at Victoria Recreation Ground are owned by the local authority but leased to Canterbury Academy Trust Campus (sports centre) which is responsibility for their upkeep (albeit the courts are managed by Lifestyle Fitness).

Table 7.4: Courts available for community use by ownership⁴³

Analysis area	No. of club courts	No. of local authority	No. of educational courts	Total
Canterbury City	1	2	43	46
Herne Bay	4	8	9	21
North Rural	-	-	18	18
South Rural	4	4	-	8
Whitstable	-	9	-	9
Canterbury District	9	23	70	102

Security of tenure

All clubs in Canterbury District are considered to have security of tenure; with clubs either having long term lease agreements in place or owning sites freehold.

Floodlighting

Floodlit courts enable use throughout the year and are identified by the LTA as being particularly key for club development. There are 41 floodlit courts in Canterbury District available for community use, five of these are located at local authority sites (Patricbourne Road Recreation Ground and Victoria Recreation Ground). Three sites have floodlit courts with an artificial grass surface. These courts double up as either hockey or recreational football pitches, meaning that their use as tennis courts should not be relied upon for consistency.

Court type

Most community available courts across Canterbury District have a macadam surface (70 courts or 67%). The estimated lifespan of a macadam court is ten years, depending on levels of use and maintenance levels. To ensure courts can continue to be used beyond this time frame, it is recommended that a sinking fund is put into place for eventual refurbishment. The LTA reports that this should cost £1,200 a year per macadam court (which includes on-going maintenance costs). In comparison it indicates an approximate sinking fund of £1,800 needed to refurbish an artificial court surface or one floodlit macadam court.

The remaining courts are either tarmac (three courts or 3%), clay (six courts or 6%) or artificial grass (26 courts or 24%). Artificial grass surface type generally allows for greater levels of access, especially during inclement weather spells, as well as requiring less

⁴³ Excluding grass courts

CANTERBURY DISTRICT PLAYING PITCH STRATEGY ASSESSMENT PITCH ASSESSMENT

frequent maintenance. Nevertheless, the cost of resurfacing the courts is more expensive despite the lifespan being similar; and access to the courts can be unreliable as courts are often also available for recreational football and/or hockey.

CANTERBURY DISTRICT PLAYING PITCH STRATEGY ASSESSMENT PITCH ASSESSMENT

The LTA does not allocate court capacity to grass courts due to the inconsistency of British weather having a significant impact on court quality. In addition, grass courts are unavailable during winter months due to high level of inclement weather and therefore cannot be relied upon to support demand for tennis year round.

Ancillary provision

All clubs have access to ancillary facilities in some form. Canterbury TC shares its ancillary provision with multiple other organisations, but this is not a reported issue. Herne Bay LTC shares a clubhouse with Herne Bay HC, which was formerly based at the site; and will share the new facility at Herne Bay Sports Hub once it is complete. None of the clubs in Canterbury District report issues regarding ancillary provision.

For non-club courts, changing facilities are generally not provided. School sites generally offer changing facilities; however, these are often at extra cost that ad-hoc users are unlikely to afford.

7.4: Demand

Club tennis

Eight tennis clubs in Canterbury District provide participants with the opportunity to take part in competitive tennis; as well as providing coaching to improve the ability of members. Both Polo Farm Tennis and Appeti Tennis Centre focus on providing coaching opportunities, utilising indoor and outdoor tennis court provision.

Table 7.5: Membership figures for Canterbury District clubs⁴⁴

Club	Senior membership	Junior membership	Total membership
Appeti Tennis Centre	<i>No formal membership</i>		
Barham TC*	60	40	100
Bridge TC	107	19	126
Canterbury TC	253	314	567
Herne Bay LTC	115	44	157
Polo Farm Tennis	311	305	616 ⁴⁵
Whitstable LTC	47	0	47
Westbeach TC*	<i>Unknown</i>		
Total	893	722	1,613

*Please note that these clubs are not affiliated to the LTA

Local leagues

There is an existing local tennis league based at St Anne's Tennis Courts in Whitstable which is well attended. It is likely that there is more demand for similar such leagues in other areas Canterbury District if appropriate facilities can be identified.

⁴⁴ Total memberships do not include membership figures which are unknown at Westbeach TC, nor those for Appeti Tennis Centre which does not have formal members.

⁴⁵ Please note that Canterbury LTC members also have membership at Polo Farm and Christ Church University also use courts meaning court utilisation is higher than membership stated.

CANTERBURY DISTRICT PLAYING PITCH STRATEGY

ASSESSMENT PITCH ASSESSMENT

Latent demand

Sport England's Market Segmentation Tool enables an analysis of 'the percentage of adults that would like to participate in tennis within Canterbury District but are not currently doing so. The tool identifies latent demand of 2,674 people, with 378 (14.1%) of which are within the segment 'Tim – settling down males'; and 368 (13.8%) are 'Ben – competitive male urbanites.

Latent demand suggests that there remains a need for tennis courts outside of traditional clubs. Council managed courts can usually meet this demand; however, improvements are required to the quality of these courts and the booking process to encourage this latent demand to become active.

Future demand

Future demand can be defined in two ways, through participation increases and using population forecasts.

Population increases

As tennis teams are not governed by age groups in the same way that pitch sports are there is no requirement to provide a team generation rate which can then be applied to population increases.

Participation increases

Four clubs which responded to consultation indicate plans to increase membership in the future totalling 171 members. A breakdown of growth aspirations can be seen below.

Table 8.7: Participation increases

Name of club	Future demand expressed in members		
	Seniors	Juniors	Total
Canterbury Tennis Club	20	20	40
Herne Bay Tennis Club	50	20	70
Whitstable Lawn Tennis Club	20	20	40
Bridge Tennis Club	10	11	21
Total	100	71	171

Both Canterbury TC and Herne Bay TC suggest that future demand will need to play on new courts (Polo Farm Tennis and Herne Bay Sports Hub respectively), whilst Whitstable Lawn Tennis Club and Bridge Tennis Club state that any future demand can be accommodated on existing provision.

Informal tennis

Pay and play is available at club sites and can vary depending on the time of year, but many clubs do make courts available for pay-and-play if a club member is present on site.

Park courts managed by the Council and parish councils are available free of charge at all times. However, as the courts are not supervised, community use is difficult to quantify.

CANTERBURY DISTRICT PLAYING PITCH STRATEGY

ASSESSMENT PITCH ASSESSMENT

Following events such as Wimbledon, demand is likely to increase for recreational play and play. The LTA conducted some research to understand how the public feels about tennis and the main barriers to accessing the sport.

The research was split into club, community and education sectors, the headline findings of which are below:

- ◀ Around 5 million people play once per year – majority of this in parks.
- ◀ 46% of tennis played by those 14 years or older in London is on park courts.
- ◀ 80% of those that don't play tennis, but would like to, see parks as their first option.
- ◀ Barriers preventing use of courts located in parks include the quality of the courts, ease of booking and the number of courts available to play.
- ◀ Demand for tennis amongst those who stopped playing in the last five years is from 14 upwards.
- ◀ Although there is demand for tennis amongst working class individuals, the highest latent demand is from upper middle, middle and lower middle classes.

The Sport England Active People Survey confirms that seasonal participation peaks in the summer. This is particularly pronounced amongst non-club and occasional players. It is key to note that the correlation between the lack of 'community' tennis in the non-summer months is likely to be heavily influenced by the lack of floodlighting, which is often a characteristic of local authority owned courts.

Further research carried out by the LTA suggests that many more people would play tennis if they knew where courts were located, particularly local authority courts. Its assertion is that better promotion would increase demand.

Technology development is evolving, and it is now possible for an access gate to have a unit that is opened by keypad or swipe card. This keypad can be used to open the gate with a code, automatically generated by an online booking system. There are also now mobile phone and tablets applications that can allow customers to book and pay for courts.

It is hoped that increasing the awareness of facility location and availability, the ease of bookings and the security of facilities from petty crime and vandalism will increase the conversion of latent demand to actual demand across the country. The LTA is therefore keen to work with local authorities, especially those in areas of high population, to deliver fit-for-purpose projects at sites with community access.

LTA Clubspark

The LTA has recently developed a venue management system called Clubspark in order to improve the customer journey for people wanting to get on court at a club, community and education sites.

Instead of providing open access, an online booking system (Clubspark) allows members and pay and play users (where relevant) access through the use of a fob or access code system via electronic gates. Not only does this deter misuse use of courts but it also allows genuine tennis participation to be more effectively tracked and monitored, thus providing data on how well and how often courts are being accessed and used. This online booking system sends an automated email as evidence as part of a self-policing system for managing court bookings.

Nationally, up to 2018 the following data shows court hours booked via Clubspark:

Number of bookings	2017	2018	% +/-	Difference
Court bookings	447,899.00	532,046.00	18.8%	84,147.00

CANTERBURY DISTRICT PLAYING PITCH STRATEGY ASSESSMENT PITCH ASSESSMENT

Course bookings	1,282,648.00	1,671,056.00	30.3%	388,408.00
Total bookings	1,730,547.00	2,203,102.00	27.3%	472,555.00

Another advantage of securing access is to make tennis courts revenue generating rather than open access, with the income generation forming a sinking fund for the repair and eventual resurfacing of the courts at each site, thus making courts more sustainable in the long-term.

Parks tennis

The majority of participation in the UK takes place in a park environment. Park sites are the most common place where new participants will start their tennis journey; however, participation in parks is often less frequent and generally aligns with seasonal peaks, as mentioned previously.

Parks tennis is more recreational and less reliant on organised activities. Park players are often most dissatisfied with the condition of the courts, the number of courts available and the booking process. Clubspark is a way to improve the latter of these; and can be used to increase participation levels, which will, in turn, increase income generation meaning that sinking funds can be established for resurfacing and refurbishment of courts at park sites.

Tennis for Kids

Tennis for Kids is a six week coaching offer for children that have never played tennis before and is identified as a priority by the LTA. For £30, children get six weeks coaching by an LTA Accredited coach, along with a free racket, pack of balls and personalised t-shirt so that they can continue playing. To date nearly 60,000 children have participated in the Tennis for Kids programme this year.

Tennis for Free

Tennis for Free is a community sports charity that work in partnership with the LTA. The charity delivers free, fully inclusive weekly coaching sessions for all ages and abilities in local communities across the UK, especially those in low income areas. Tennis for Free offer a package for local authorities and court operators that includes financial support for local LTA Accredited coaches to deliver the sessions, tennis equipment for attendees and coaches and promotional support across 3+ community court sites. Tennis For Free have recently launched 'Tennis for Free Lite', where tennis clubs and private tennis facilities receive funding to host a weekly one hour free fast paced and fun session to players of 12 years and over at their club to help drive their club membership and other tennis services to the community.

- ◀ Reinvigorate under-used public facilities
- ◀ Make tennis a sport for all
- ◀ Make tennis more financially accessible in the UK
- ◀ Improve the physical and mental wellbeing of local communities through tennis.

Big Tennis Weekends

The Big Tennis Weekends (BTW) is an LTA initiative which all registered venues can access. Each year over a thousand venues sign-up to run LTA Big Tennis Weekends with 85,000 people coming along to experience their local tennis club; but most importantly 58% of these attendees decide to join the club and play tennis more regularly following their experience. Clubs have the ability to sign up to host a BTW open day, which are free of

CANTERBURY DISTRICT PLAYING PITCH STRATEGY ASSESSMENT PITCH ASSESSMENT

charge, and create a relaxed and welcoming environment for those new to tennis to participate. This in turn can potentially lead to the clubs attracting new members.

CANTERBURY DISTRICT PLAYING PITCH STRATEGY

ASSESSMENT PITCH ASSESSMENT

The LTA hosts three dedicated national BTW's a year which are the UK's biggest public tennis event. Venues are able to run additional events outside these dates and will benefit from their events being promoted on the national LTA campaign website. All clubs running a BTW Open Day are asked to promote a follow on offer to all attendees, such as a reduced rate introductory membership or a number of free coaching sessions, to encourage people to continue playing after the event.

Parks Tennis Leagues

Parks Tennis Leagues are less formal in comparison to established club play, offering greater flexibility and an opportunity for all abilities to engage in competition at local venues. They are run by local tennis leagues which affiliate to the LTA and are available to all aged 18 years and above, with admin and support based online. Players are organised into mixed sex leagues of eight based on similar ability levels, with matches arranged between the two players at whatever time and park court is agreed. The flexibility of play is conducive to use of park sites which are typically more easily available.

There is capacity to develop a Park Tennis Leagues within Canterbury District; however, this would need to coincide with the development of an online booking system to ensure players can reserve their courts to ensure fixtures can regularly occur.

SERVES

SERVES is a community-based programme designed to tackle some of the issues faced by people in disadvantaged communities, such as high levels of unemployment, poor health prospects, physical inactivity and low self-esteem. It does this by bringing tennis into the heart of these communities, giving young people the chance to develop valuable life skills, both on and off the tennis court, which in turn builds their confidence, health and employment prospects. After a successful three year pilot, the programme is now being scaled up across the Country. The programme is specifically targeting sessions to be delivered in a range of settings including faith centres, community centres and youth centres.

7.5 Supply and demand

The LTA suggests that a non-floodlit hard court can accommodate 40 members whereas a floodlit hard court can accommodate 60 members. For air domed courts, membership of 100 is considered applicable and permanent indoor courts can accommodate 200 members. It should be noted that the above mentioned figures relate to LTA viability guidelines for clubs and are not the maximum capacity. The figure relates to what most clubs, based on the level of provision, would find sustainable.

Grass courts are excluded from the capacity analysis as their availability is seasonal and weather dependent.

Table 7.6: Capacity analysis of tennis courts at club sites (where membership is known)

Club	Senior membership	Junior membership	Total membership	No. of outdoor courts	Vs Membership Benchmark
Appeti Tennis Centre	<i>No formal membership</i>			1	N/A
Barham TC*	60	40	100	4	Below
Bridge TC	107	19	126	3	Below
Canterbury TC	253	314	567	6	Above

CANTERBURY DISTRICT PLAYING PITCH STRATEGY ASSESSMENT PITCH ASSESSMENT

Club	Senior membership	Junior membership	Total membership	No. of outdoor courts	Vs Membership Benchmark
Herne Bay LTC	115	44	157	4	Below
Polo Farm Tennis	311	305	616 ⁴⁶	3	Above
Whitstable LTC	47	0	47	4	Below
Westbeach TC*	Unknown			5	N/A
Total	893	722	1,613	30	Below

The LTA has opted to utilise a number of benchmarks to help guide decisions on how healthy a club's membership base is. Benchmarks have also been created on a national a regional basis. The national benchmarks focus on the 100 venues with the highest membership rates in each size category (i.e. Small 2-3 Courts, Medium 4-7 Courts, Large 8+ Courts), with the regional benchmarks focusing on the 50 venues with the highest membership rates in each of the respective LTA regions.

The results of the benchmarking exercise can be found below.

Table 7.7: National benchmarks

All courts	Size of club		
	Small	Medium	Large
Variable			
Average No of Courts	2.61	5.73	11
Average No of Members	224	446	733
Highest Membership Number	460	998	1711
Lowest Membership Number	184	324	411
Average No of Play on Programme	92	259	391
Average P on P as % of Members	38%	58%	53%
Average No of members per court	86	77.85	65.3
Highest No of Members per court	230	196	157.4
Lowest No of Members per court	61	47.3	31.1

Table 7.8: Regional benchmarks

Region	Av No of Courts	Average MPC	Av POP as % of M	Highest MPC	Lowest MPC	Highest POP % M	Lowest POP % M
East	8.02	63.6	63.3%	239.3	28.7	336.6	0
Midlands	8.8	52.5	56.7%	95.5	26.8	124.4	22.8
North	7.54	61.5	48.2%	155.5	29.6	142.3	0
South East	8.68	79.9	55.7%	166.3	40.5	222.5	0
South West	7	65.4	60.6%	230	32.3	427	7

Club tennis remains an important sector for participation. Whilst the level of participation is higher in parks, the regularity of play generally increases in the Club market; which has a higher focus on organised activity both via coaching and competition. Nationally there has been an increase in the number of clubs that are looking to implement an online booking system and gate access technology. Clubs can then use these to increase court usage as well as a marketing tool locally to attract new members.

⁴⁶ Please note that Canterbury LTC members also have membership at Polo Farm and Christ Church University also use courts meaning court utilisation is higher than membership stated.

CANTERBURY DISTRICT PLAYING PITCH STRATEGY

ASSESSMENT PITCH ASSESSMENT

7.6 Conclusions

Capacity at West Beach Tennis Courts is unknown as club membership is also unknown, however, it is assumed to have some spare capacity to accommodate additional demand. Capacity at Appeti Tennis Centre has not been assessed as the organisation does not have formal memberships, with courts and coaching courses available to the general public as required.

Five of the other six sites accommodating club demand are considered to have capacity to accommodate additional members. The exception being Canterbury TC's membership outstripping the capacity on the outdoor courts at Polo Farm Sports Club, which are specifically for use by the Club. There is potential that prospective tennis court replacement on the site will increase site capacity to 820. However, it is not clear whether Canterbury TC or Polo Farm Tennis will have primary use of these new courts. This should be clarified, with both organisations working cooperatively to ensure that participants are able to access courts for a sufficient amount of time.

Overall, the current level of provision can accommodate current and future demand in Canterbury District; with most clubs having capacity to accommodate future demand. Improvements to court quality and increasing the number of floodlit courts available to clubs would contribute to addressing current levels of latent demand in the District and encourage potential new tennis club members.

The exception to this is Canterbury TC (as indicated above) which is currently oversubscribed and reports future demand for a further 40 members. Access to new courts is required to meet this shortfall with an opportunity to secure access to planned new courts at Polo Farm Sports Club.

Park courts are available for casual users, and numerous courts at secondary schools could be made available to the community if excess demand existed in the locale. Priority, therefore, should be focused on improving current facilities; and increasing the number of tennis programmes at both club and park sites.

CANTERBURY DISTRICT PLAYING PITCH STRATEGY

ASSESSMENT PITCH ASSESSMENT

Tennis summary

- ◀ There is a total of 137 outdoor tennis courts identified in Canterbury District located across 28 sites including sports clubs, parks and schools.
- ◀ Of the courts, 102 are categorised as being available for community use across 23 sites representing 74% of the supply.
- ◀ In addition to the above figures, please note that two courts at Polo Farm Sports Club and two courts at Kent College Junior School are grass surface (all unavailable for community use).
- ◀ There is also a beach tennis court provided at Canterbury Academy Trust Campus (sports centre) which is the largest urban beach area in the UK.
- ◀ Of provision that is available for community use year round (grass courts excluded), 54 courts (53%) are assessed as good quality, 38 (37%) are deemed standard and ten are rated as poor (10%).
- ◀ The courts assessed as poor quality are at Spires Academy, The Street Recreation Ground, Victoria Recreation Ground and War Memorial Park, Herne Bay. Issues identified with these courts include poor grip underfoot, worn line markings, loose gravel and holes or rips in the surface.
- ◀ Most tennis courts available for community use, year round, are located at education sites (70 courts or 69%), that is sites that are managed and/or maintained by educational institutions. There are 23 courts (22%) located at local authority sites and nine courts (9%) located at club sites.
- ◀ All clubs in Canterbury District are considered to have security of tenure with clubs either having long term lease agreements in place or owning sites freehold.
- ◀ Appeti Tennis Centre and Polo Farm Tennis both operate as training centres and/or pay and play venues as opposed to traditional club structures. Westbeach TC and Barham TC are unaffiliated to the LTA.
- ◀ Overall, the current level of provision appears to be able to accommodate current and future levels of demand.

CANTERBURY DISTRICT PLAYING PITCH STRATEGY ASSESSMENT PITCH ASSESSMENT

PART 8: BOWLING GREENS

8.1: Introduction

All bowling greens in Canterbury District are flat greens. Bowls England is the National Governing Body for flat green bowls with overall responsibility for ensuring effective governance of flat green bowls. The bowling season runs from May to September.

The Kent County Bowling Association is responsible for competitions in Canterbury District, including arranging matches, disciplinary proceedings and club registrations.

Consultation

There are five bowling clubs based in Canterbury District. Each was provided the opportunity to complete an online survey to register information as part of this project. Four of the five clubs completed the online survey representing an 80% response rate.

8.2: Supply

There are seven flat green bowling greens in Canterbury District provided across five sites.

Table 8.1: Summary of the number of greens by analysis area

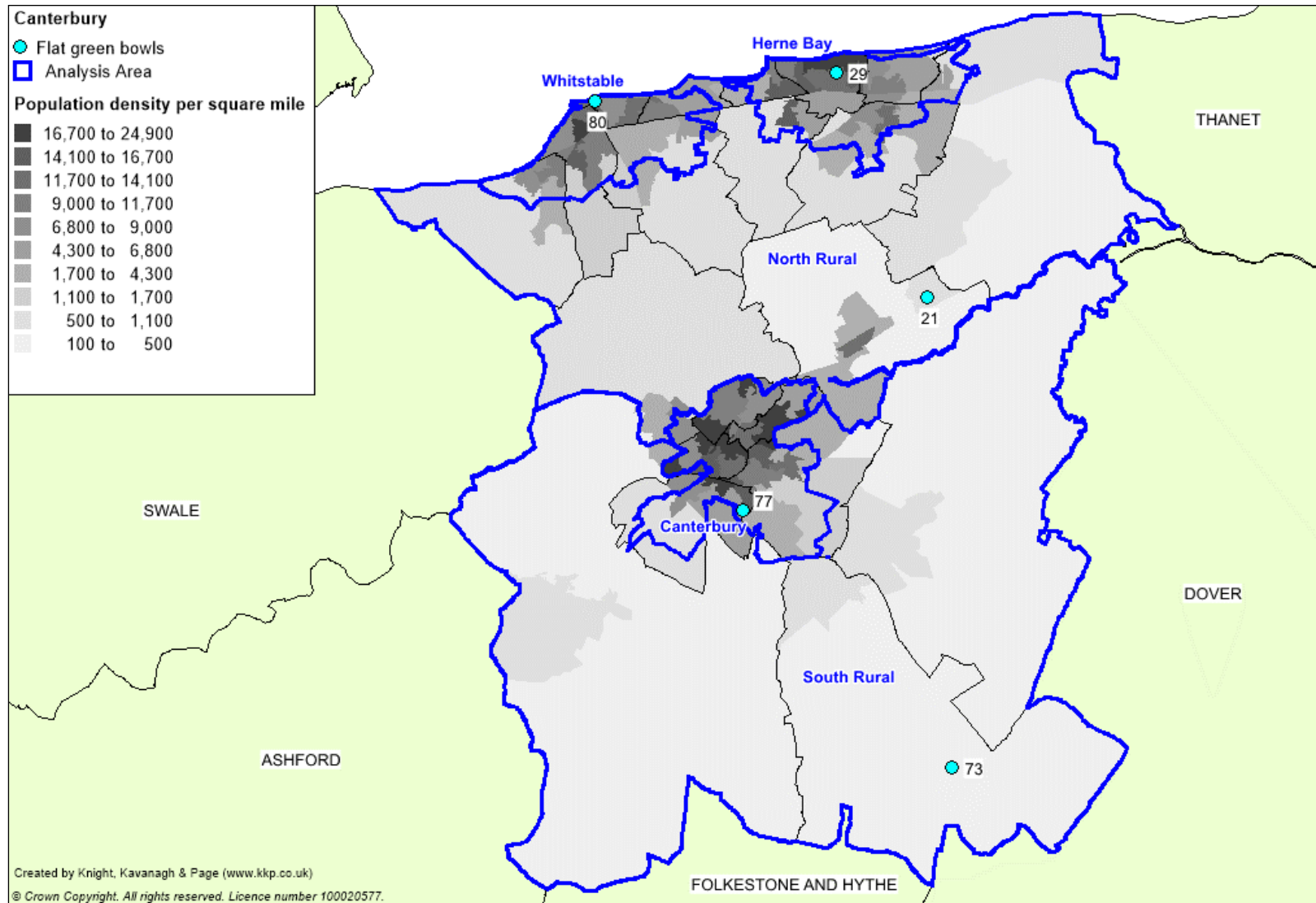
Analysis area	Number of greens (sites)
Canterbury City	2
Herne Bay	2
North Rural	1
South Rural	1
Whitstable	1
Canterbury District	7

Table 8.2: Bowling green location

Site ID	Site	Analysis area	Management	Number of greens	Quality
21	Hersden Recreation Ground	North Rural	Sports Club	1	Good
29	War Memorial Park, Herne Bay	Herne Bay	Sports Club	2	Good
73	Barham Bowling Club	South Rural	Sports Club	1	Poor
77	Canterbury Bowling Club	Canterbury City	Sports Club	2	Good
80	Whitstable Bowling Club	Whitstable	Sports Club	1	Good

CANTERBURY DISTRICT PLAYING PITCH STRATEGY ASSESSMENT PITCH ASSESSMENT

Figure 8.1: Location of bowling greens in Canterbury



CANTERBURY DISTRICT PLAYING PITCH STRATEGY

ASSESSMENT PITCH ASSESSMENT

Quality

The quality of the greens within Canterbury District is generally considered to be good; the exception being the green at Barham Bowling Club (BC) which is considered poor quality. Barham BC, the resident club at the site, consider the green to have issues with drainage, firmness and the evenness of the green.

None of the other responding clubs report any issues in relation to quality. Chislet Colliery Welfare BC acknowledges that there was previously issues with unofficial use and/or vandalism its site (Hersden Recreation Ground), but this has reduced in recent years.

Of the four responding clubs, Canterbury BC reports that its ancillary facilities are considered good quality; Barham and Whitstable bowls clubs have standard quality clubhouses; and Chislet Colliery Welfare BC has a poor clubhouse, with changing rooms, club rooms and toilets all of poor quality.

Security of tenure

Canterbury BC is the only club in the Area that currently owns its home venue freehold.

The other three responding clubs each lease respective home venues from various parties; but only Chislet Colliery Welfare BC is considered to have security of tenure, with the Club's lease agreements with Canterbury City Council expiring in 2031. Neither Barham BC and Whitstable BC are considered to have security of tenure, with the former's lease agreement with Barham Village Hall having three years remaining (expiring in 2022); and the latter's agreement with Whitstable Castle Trust expiring in March 2020.

It is thought that Herne Bay Bowls Club has security of tenure at its home venue of War Memorial Park, Herne Bay given that the site is Council owned and the green is maintained by the Club.

8.3: Demand

Current demand

There are currently five active bowling clubs operating within Canterbury District, with all sites accessed by a club.

Table 8.4: Green location and resident clubs

Site ID	Site	Analysis area	Management	Number of greens	Club
21	Hersden Recreation Ground	North Rural	Sports Club	1	Chislet Colliery Welfare BC
29	War Memorial Park, Herne Bay	Herne Bay	Sports Club	2	Herne Bay BC
73	Barham Bowling Club	South Rural	Sports Club	1	Barham BC
77	Canterbury Bowling Club	Canterbury City	Sports Club	2	Canterbury BC
80	Whitstable Bowling Club	Whitstable	Sports Club	1	Whitstable BC

CANTERBURY DISTRICT PLAYING PITCH STRATEGY

ASSESSMENT PITCH ASSESSMENT

Nationally the sport has experienced an overall decline in participation which may be due to access to facilities in some cases; however, most clubs acknowledge a lack of interest in the sport amongst the local community, with few new bowlers taking up the sport. Despite this, participation in bowls remains strong in Canterbury District.

Latent demand

Sport England's Segmentation Tool enables analysis of 'the percentage of adults that would like to participate in bowls but are not currently doing so'. The tool identifies latent demand of 1,259 people who would like to participate in the sport within Canterbury District. The most dominant segments are 'Elsie & Arnold – retirement home singles' (23.6% or 297 people) and 'Arnold – twilight year gents' (23.5% or 296 people).

As seen in the table below, this is the second highest amount of latent demand for the sport when compared to neighbouring local authorities.

Table 8.5: Comparison of neighbouring local authorities latent demand

Neighboring local authorities	Latent demand of adults like to participate in bowls but are not currently doing so
Ashford Borough	840
Canterbury District	1,259
Dover District	992
Folkestone & Hythe District	977
Swale Borough	1,060
Thanet District	1,267

Indoor bowls

In addition to traditional bowling greens, there is demand for indoor bowls in Canterbury District. There are two facilities in Canterbury District; Oyster Indoor Bowling Club, based in Whitstable and Herne Bay Indoor Bowls Club based at the Bay Sports Arena.

Indoor bowls is covered in more detail within the Indoor & Built Facilities Strategy; but evidence suggests that bowls is a significant sport within Canterbury District, providing opportunities for individuals in the later years of life.

8.4 Supply and demand analysis

Capacity is very much dependent on the leagues and the day that they operate. A green may have no spare capacity on an afternoon or evening when a popular league operates but may be unused for the rest of the week. However, in many cases greens are used during the afternoons by club members who bowl socially.

Bowls England supports that a green accommodating less than around 60 playing members is considered to have spare capacity for further play. Consideration should also be given to the sustainability of greens which operate with a playing membership of less than 20.

Although the above capacity analysis provides an indication as to whether greens are operating above or below the recommended capacity, the size of flat greens does vary in relation to the number of rinks provided which may also relate to its capacity.

CANTERBURY DISTRICT PLAYING PITCH STRATEGY ASSESSMENT PITCH ASSESSMENT

Table 8.6: Current and future capacity analysis of bowling greens now and with future demand

Site ID	Site name	Analysis area	Number of greens	Number of rinks	Club	Site Capacity	Current demand	Current capacity	Future demand	Future capacity
21	Hersden Recreation Ground	North Rural	1	6	Chislet Colliery Welfare BC	60	53	-7	18	11
29	War Memorial Park, Herne Bay	Herne Bay	2	12	Herne Bay BC	120	Unknown			
73	Barham Bowling Club	South Rural	1	6	Barham BC	60	42	-18	20	2
77	Canterbury Bowling Club	Canterbury City	2	12	Canterbury BC	120	226	106	10	116
80	Whitstable Bowling Club	Whitstable	1	6	Whitstable BC	60	132	72	13	85

CANTERBURY DISTRICT PLAYING PITCH STRATEGY

ASSESSMENT PITCH ASSESSMENT

8.5 Conclusions

Capacity at War Memorial Park, Herne Bay is unknown given that Herne Bay BC did not respond to consultation. It is therefore assumed that this site has some capacity for additional demand.

Although two sites are operating above the recommended playing capacity, bowling clubs generally accept that additional members can be accommodated should demand increase. In summer, the greens in Canterbury District are generally used every night throughout the week Monday to Friday for competitions although no clubs report demand for access to additional greens. Quality of these greens should be monitored to ensure that they do not decline due to operating significantly above the recommended capacity of 60 members.

Hersden Recreation Ground and Barham Bowling Club though, have capacity to accommodate additional demand. However, Barham Bowling Club is assessed as having a poor quality green and there is a poor quality clubhouse at Hersden Recreation Ground which may contribute to these sites having greater spare capacity.

No greens are considered at risk due to a low level of demand.

Investment primarily should be focussed on sustaining and improving existing green quality and improving associated ancillary facilities as required. Security of tenure issues should also be addressed for both Whitstable BC and Barham BC.

Bowls summary

- ◀ There are seven flat green bowling greens in Canterbury District provided across five sites.
- ◀ The quality of the greens within Canterbury District is generally considered to be good; the exception being the green at Barham Bowling Club which is of poor quality. Barham BC, the resident club at the site, consider the green to have issues with drainage, unofficial use and the evenness of the green.
- ◀ Chislet Colliery Welfare BC reports it has a poor clubhouse at Hersden Recreation Ground.
- ◀ Canterbury BC is the only club in the Area that currently owns its home venue freehold. The other three responding clubs each lease respective home venues from various parties but only Chislet Colliery Welfare BC is considered to have security of tenure.
- ◀ There are currently five active bowling clubs operating within Canterbury District, with all sites accessed by at least one club.
- ◀ Latent demand for bowls in Canterbury District is higher than four of five other local authorities in East Kent.
- ◀ Although two greens are operating above the recommended playing capacity, bowling clubs generally accept that additional members can be accommodated should demand increase.
- ◀ Investment, primarily, should be focussed on sustaining and improving the existing green quality and improving the associated ancillary facilities as required. Security of tenure should also be addressed for both Whitstable BC and Barham BC.

CANTERBURY DISTRICT PLAYING PITCH STRATEGY

ASSESSMENT PITCH ASSESSMENT

PART 9: ATHLETICS

9.1: Introduction

Athletics is administered across the United Kingdom by UK Athletics (UKA), including responsibility for developing and implementing the rules and regulations of the sport, anti-doping protocol, health and safety, facilities and welfare, training and coach education and permitting and licensing.

Locally, the sport is governed through England Athletics (EA) and many of the functions EA delivers to support clubs locally is through the Club Support Manager (CSM) network. The role of the CSM is to work strategically to provide high-quality support and guidance to a number of affiliated clubs and groups in the area. This work is to support clubs in building long-term sustainable structures and high-quality environments for current and new members and the wider local community.

There are 12 CSMs, each responsible for a large geographical area that contains around 150 clubs. The CSM for Canterbury District covers the areas of South London, Surrey and Kent.

9.2: Supply

There is one formal athletics track in Canterbury District, located at Canterbury Academy Trust Campus (sports centre). The track is an eight lane, 400m synthetic track, with floodlights and field event provision. The track is standard quality having been resurfaced in 2011.

The track is available for community use and is predominately used by Invicta East Kent Athletic Club as well as by members of the public. Canterbury Harriers, triathlon groups, personal trainers and fitness groups also all use the track alongside local schools.

The track does host competitive events; however, the appropriate permit and licence will need to be maintained to sustain this.

Running clubs generally use a variety of other spaces such as parks and recreation grounds, for example, Herne Bay Reculver Country Park or Whitstable Promenade; and also the general road network to participate. It is therefore essential to ensure that, particularly in parks, the infrastructure is adequately able to accommodate such high levels of usage in relation to running to ensure path quality, access to toilet facilities and car parking.

In addition, there are also a number of waymarked running routes across the District along with community assets such as Blean Woods and the Crab and Winkle (which are also used for cycling).

9.3 Demand

There is currently only one track and field club based in Canterbury District, namely Invicta East Kent Athletic Club. Established in 1969 when Thanet and Canterbury Athletics Club merged, the Club offers members opportunities to take part in track and field events, cross country and road running; regularly hosting a variety of training sessions at multiple locations around Canterbury City.

The Club is open to new members, regardless of ability and offers coached sessions. Providing opportunities for its 380 members the Club is based at Canterbury Academy Trust Campus (sports centre) for training and competitions.

CANTERBURY DISTRICT PLAYING PITCH STRATEGY ASSESSMENT PITCH ASSESSMENT

CANTERBURY DISTRICT PLAYING PITCH STRATEGY ASSESSMENT PITCH ASSESSMENT

Other running clubs

There are a number of running clubs operating in Canterbury District and surrounding local authorities which will accommodate some demand from Canterbury District. Canterbury Harriers, for example, host regular sessions at King's School (Birley's Playing Field). There is also Beginners to Runners and Jelly Legs in Canterbury City which have around 100 runners between them as well as other smaller running groups scattered across the District.

Herne Bay Harriers operates from The Cherry Orchard Playing Field, offering participants road running and cross country opportunities.

Parkrun

Parkrun is a series of weekly five kilometre (k) runs held on Saturday mornings in areas of parks and open space across 850 locations in 12 countries including the UK. They are open to all, free, and are safe and easy to take part in. Parkrun events are all ability runs open to all aged 14 years and older, whilst there are shorter 2k Junior Parkrun events available on Sunday mornings for runners aged four to fourteen years old. In order to take part, runners must first register online in order to receive a printed barcode which gives them access to all Parkrun events.

Parkrun actively promotes local clubs as part of its weekly events in order to advertise them to runners who may potentially be interested in joining a club, whilst approximately 10% of current Parkrun participants are already associated to running clubs. It is common for local clubs to also support Parkrun events through volunteering.

At present, there are two adult Parkrun events in Canterbury District, located at Whitstable Promenade and University of Kent on Saturday mornings. Whitstable Promenade also hosts a junior Parkrun event taking place on Sunday mornings; with a second junior Parkrun at Reculver Country Park in Herne Bay.

Couch to 5k

Couch to 5k is a national health initiative promoted by the National Health Service (NHS) to encourage absolute beginners get into running as part of establishing and maintaining an active and healthy lifestyle including regular exercise.

The plan consists of three runs per week and a day of rest in between, with a different schedule for each of the nine weeks to completion. It starts with a mix of running and walking, to gradually build up fitness and stamina, in order to create realistic expectations and a sense of achievability to encourage participants to stick with it. The end goal of the plan is for the participant to be able to run 5k.

Through the Couch to 5k plan the NHS particularly promotes the health benefits of running and regular exercise which underpin the initiative, such as improved heart and lung health, weight loss and possible increases in bone density which can help protect against bone diseases such as osteoporosis. This also includes mental benefits of running through goal setting and challenge setting, which can help boost confidence and self-belief. Furthermore, running regularly has been linked to combating depression.

It is believed that an increase in people running through the Couch to 5k plan may increase interest and possibly have a knock-on effect leading to increased demand at running groups and clubs as people may wish to continue develop their running further.

CANTERBURY DISTRICT PLAYING PITCH STRATEGY

ASSESSMENT PITCH ASSESSMENT

RunTogether

RunTogether is an official England Athletics recreational running project which aims to get the whole nation running. The role of RunTogether is to provide enjoyable, supportive and inclusive running opportunities across England in the form of set routes, running groups and access to programmes such as Find a Guide and Mental Health Ambassadors. Currently, there are two RunTogether groups in the City, Whitstable Roadrunners starting from Beach Walk Car Park (Whitstable) and St Edmund's Runners starting from St Edmund's School.

Future demand

England Athletics reports that there is generally a current growth being experienced in relation to athletics and running.

It is to be expected that the popularity of the Parkrun events and national running events, as well as demand for RunTogether groups, will increase in the future following national trends.

Sport England's Market Segmentation Tool enables an analysis of 'the percentage of adults that would like to participate in athletics within Canterbury District but are not currently doing so'. The tool identifies demand of 7,826 people, of which the largest amount, 1,368 (17.5%), within the segment is 'Tim – Settling Down Males'.

9.4: Supply and demand analysis

Demand for athletics in Canterbury District is currently being satisfied by provision both in and out of the District. The established availability to participate for both junior and senior participants strengthens the athletics and running community in the City.

The level of participation in the District suggests that there is a need for only one full size, 400m track; therefore, the facility at Canterbury Academy Trust Campus (sports centre) should be protected with athletics clubs provided with formal, long term community use agreements to provide security of tenure.

The School should also be encouraged to complete UKA's TrackMark accreditation scheme, providing the operator with a report and a better understanding of the track's condition.

The creation of Parkrun events in Canterbury District and Whitstable provide a further boost to the sport. Focus should also be placed on sustaining and increasing the popularity of the wider running market, including driving participation in running events taking place within Canterbury District as well as the growth of initiatives such as RunTogether groups. This should include further promotion of the Council's parks as key sites to utilise for such events/groups and may also include supporting facilities such as toilets, water fountains, lockers etc.

CANTERBURY DISTRICT PLAYING PITCH STRATEGY ASSESSMENT PITCH ASSESSMENT

Athletics summary

- ◀ There is one formal athletics track in Canterbury District, located at Canterbury Academy Trust Campus (sports centre). The track is an eight lane, 400m synthetic track, with floodlights and field event provision. The track is standard quality having been resurfaced in 2011.
- ◀ The track is available for community use and is used by Invicta East Kent Athletic Club as well as by members of the public. The track hosts competitive events and training for the Club throughout the year; with the Club having security of tenure.
- ◀ There is currently only one track and field club based in Canterbury District, namely Invicta East Kent Athletic Club. Established in 1969 the Club has 380 members including both senior and junior members.
- ◀ There are a number of running clubs operating in Canterbury District and surrounding local authorities which will accommodate some demand from Canterbury District. Canterbury Harriers, for example, also host regular sessions in Kings School (Birley's Playing Fields).
- ◀ Demand for athletics in Canterbury District is currently satisfied by provision in the District. The establishment of alternative running formats will further enhance participation within the Area.
- ◀ Focus should also be placed on sustaining and increasing the popularity of the wider running market and the creation of additional Parkrun events in Canterbury District could provide a further boost to the sport.

CANTERBURY DISTRICT PLAYING PITCH STRATEGY ASSESSMENT PITCH ASSESSMENT

PART 10: NETBALL

10.1: Introduction

England Netball governs netball in England. Levels of participation are quickly increasing, with over 100,000 affiliated members and at least one million women and girls playing during a typical week. The NGB's aim is to provide its members and partners with the best possible service and experience in sport.

Consultation

All clubs and leagues were provided the opportunity for consultation via a survey that was distributed by England Netball. Canterbury Academy of Netball and Canterbury Pilgrims Netball Club responded to consultation requests. Additional information was provided by England Netball to provide insight into netball activity in the District. Complimentary information was collected through online research.

Indoor netball is covered in the Indoor & Built Facilities Strategy, that is being produced alongside the Playing Pitch Strategy.

10.2: Supply

In total, there are 20 outdoor netball courts located across seven sites in Canterbury District. All outdoor netball courts are located at education sites. All of these courts are available for community use in some form.

Generally, schools do allow their courts to be available for community use, however, a lack of floodlighting and/or high staff costs to enable community usage can mean that they are not often hired. Considering this, most club netball across England is played indoors in sports halls.

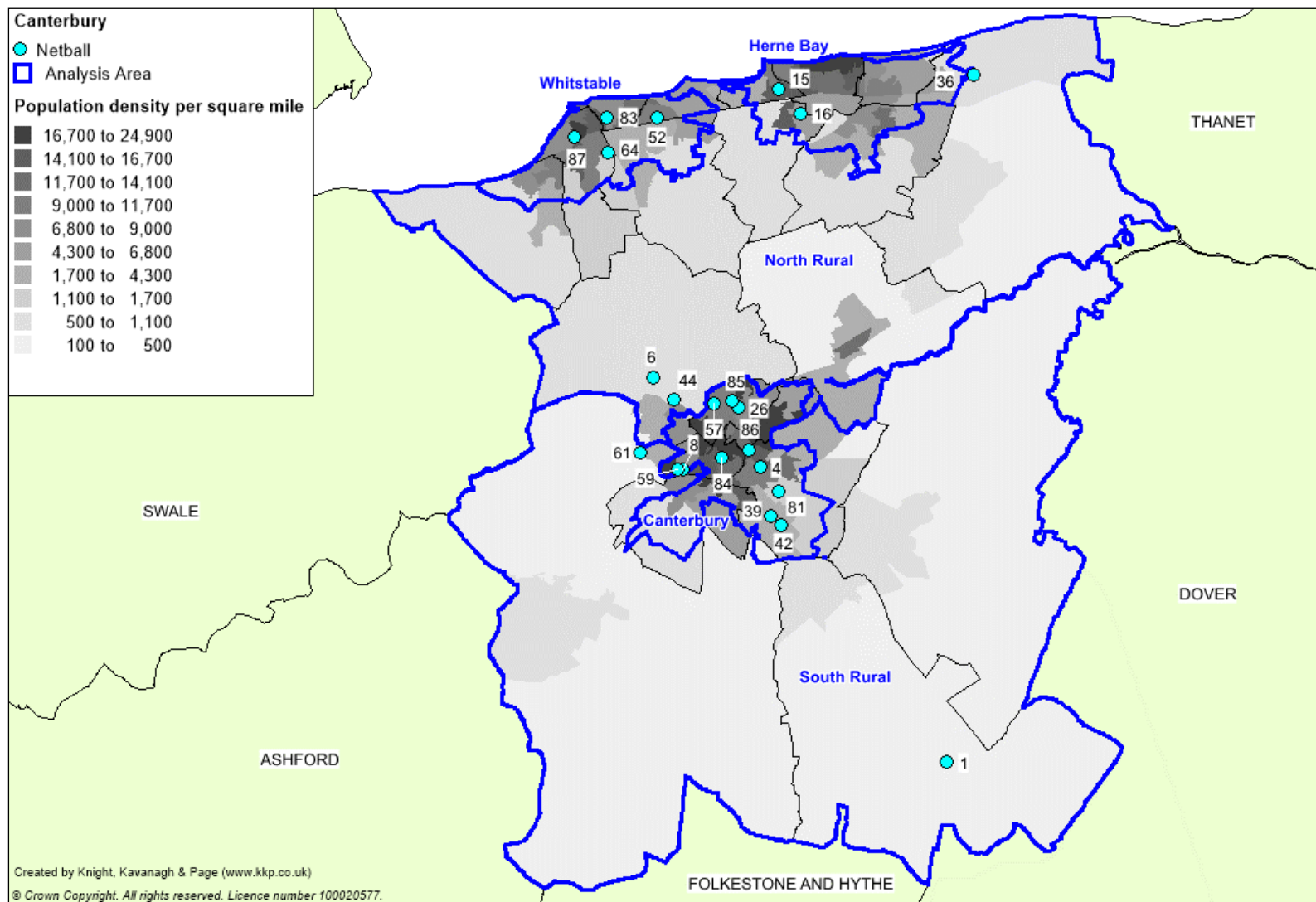
Table 10.1: Netball courts in Canterbury District

Site ID	Site name	Analysis area	Available for community use?	No. of courts	Court quality
4	Barton Court Grammar School	Canterbury City	Yes-unused	4	Standard
8	Canterbury Academy Trust Campus (sports centre)	Canterbury City	Yes-unused	2	Standard
16	Herne Bay High School	Herne Bay	Yes	2	Standard
26	Kings School (Birley's Playing Fields)	Canterbury City	Yes	4	Good
27	Kings School Recreation Centre (Blores)	Canterbury City	Yes	3	Good
44	St Edmunds School	North Rural	Yes-unused	4	Standard
36	Reculver C of E Primary School	Herne Bay	Yes-unused	1	Poor

Following a non-technical assessment and user feedback, most courts are assessed as standard quality 12 (or 60%), seven are assessed as good quality (35%) and the remaining one (5%) is poor.

CANTERBURY DISTRICT PLAYING PITCH STRATEGY ASSESSMENT PITCH ASSESSMENT

Figure 10.1: Location of netball courts in Canterbury District



CANTERBURY DISTRICT PLAYING PITCH STRATEGY

ASSESSMENT PITCH ASSESSMENT

Over marking

Whilst it does help with usage levels and sustainability, an issue for netball nationally is that many of its courts are dual use tennis courts. This limits accessibility (especially during the summer when tennis nets are often permanently in place) and can impact on quality due to higher levels of wear and tear. Of the netball courts in Canterbury District, all are overmarked for alternative use. The majority of this overmarking is with tennis courts; however, some sites are marked on multi-use games areas (MUGAs) with assorted line markings, distorting the clarity of netball lines.

Court type

Most outdoor netball courts in Canterbury District have a macadam surface, with the one court at Reculver C of E Primary School having a tarmac surface and the two courts at Herne Bay High School being astro turf.

The estimated lifespan of a macadam court is ten years, depending on levels of use and maintenance levels. To ensure courts can continue to be used beyond this time frame, it is recommended that a sinking fund is put into place for eventual refurbishment.

Although not a popular choice for traditional netballers playing in County Leagues, affiliated netball can be played on sand dressed artificial grass surfaces and are a good multi sports solution where space is a premium. Artificial courts generally allow for greater levels of access, especially during inclement weather spells, as well as requiring less frequent maintenance. Nevertheless, the cost of resurfacing the courts is more expensive despite the lifespan being similar.

10.3: Demand

There is one affiliated netball league in the District; Canterbury & District Netball League. The league is mainly comprised of single team clubs; although two clubs, Canterbury Academy of Netball and Pilgrims Netball Club do follow a traditional club structure with coaches and junior sections. Both of these clubs have aspirations to playing at a higher level than a local league.

In addition, there are also teams from Canterbury District that play in the Thanet and District Netball League as this provides a lower standard than the Canterbury League.

Canterbury & District Netball League

Canterbury & District Netball League hosts all of its matches outdoors at Kings School (Birley's Playing Fields) on Sunday mornings. Consisting of two divisions of eight teams the league provides women with the opportunity to participate in netball locally. It is understood that participation in the League is decreasing; and Kent Sport, England Netball and the League's two largest clubs are working to forge links with local universities in an attempt to re-grow the league.

In addition to the 16 teams, the league is open to additional players who are unable to commit to participating every week; encouraging "floaters" and "umpires" to attend sessions.

It is reported by England Netball that higher-level players who have not forged links with either of the two larger clubs in Canterbury District travel outside of the Area to access the coaching and competition level that they require. Players from other leagues in Kent attract Canterbury District residents, such as Ashford Netball League, the Sittingbourne & District Netball League, the Malling & Maidstone Netball League and the Medway Netball League.

CANTERBURY DISTRICT PLAYING PITCH STRATEGY ASSESSMENT PITCH ASSESSMENT

The proximity of the Ashford league means that for some Canterbury District residents it is quicker and easier to attend matches there. Malling & Maidstone and the Medway netball league tend to attract players well given that clubs are generally more established.

A team of Canterbury District based players has recently entered the Sittingbourne & District Netball League as the level is perceived to be of a higher quality.

Canterbury Academy of Netball

An affiliated club, Canterbury Academy of Netball was established to provide women and girls in Canterbury District with an opportunity to play formal netball in a safe environment, with a focus on development. Participating in the Canterbury & District Netball League, the Club provides playing opportunities for women and girls aged 14 years old and above.

There is currently a waiting list for its training sessions, with a lack of provision considered the main constraint. The Club has links to Kent Sport and also has members on the Kent Netball Association board.

The Club has never been successful in gaining entry to the regional playoffs meaning that it is currently at its upper limit until overall league quality improves.

Pilgrims Netball Club

Pilgrims Netball Club has both senior and junior teams. The Club has historically been able to provide junior players with entry in to formal competition, which Canterbury Academy of Netball has not, however, a lack of a local youth netball league means that any talented players are more likely to move to an alternative club to advance their claims to county and/or national levels.

Further to the above, the reports that it does have enough junior players to set up a junior league but is restricted due to the limited facilities in the area. As such it reports demand for access to additional outdoor courts for summer.

Involved in both the Canterbury and Ashford netball leagues the Club offers women the chance to consistently play netball throughout the year, with training taking place indoors at Kent College.

As with Canterbury Academy of Netball, the Club also has members on the Kent Netball Association board and reportedly has ambitions to provide a higher level of competition to its members.

Other demand

Youth/school netball

A number of schools in Canterbury District are members of England Netball and take part in County competitions. Netball is widely offered at secondary schools throughout Canterbury District, with participation generally strong.

As mentioned previously, there is no formal youth league in Canterbury District which can mean that participation drops off post academia. Given the presence of two well structured netball clubs in the Area it is thought that there may be significant levels of latent demand; but this is yet to be released by either the clubs or England Netball.

CANTERBURY DISTRICT PLAYING PITCH STRATEGY

ASSESSMENT PITCH ASSESSMENT

Another organisation is Beech Grove, an international private educational establishment operated by The Bruderhof Foundation. The organisation aspires to become a centre for top level netball. There is a two court outdoor netball facility on the site, but the private nature of the organisation means that it is only accessed by those involved. Recently, the School has allowed students to leave the site in order to gain exposure to better quality netball activity. The School's involvement with partner organisations moving forward is considered unlikely.

Play Netball

Play Netball is Britain's largest social netball league provider and arranges fixtures, league tables, umpires, netballs and bibs so players can focus on playing. People can join as individuals to find a team, a group to join the same team or produce their own team of 7 or 10 people.

There are currently no Play Netball sessions in Canterbury District, the nearest located at Courtside Sports Facilities (Ashford).

Back to Netball and Walking Netball

Back to Netball sessions are running across England and provides women of all ages a welcoming re-introduction to the sport. Sessions cover the basics of the game including passing, footwork and shooting and finish with a friendly game. Since its creation in 2010, over 60,000 women have taken part.

An unofficial Back to Netball session is hosted at the home of Kent Cricket, St Lawrence Ground, but it is not recognised by England Netball as it does not fit within its framework.

The University of Kent does provide a Back to Netball session, aimed at older Canterbury District residents from its site in the North Rural Analysis Area.

Walking netball has evolved from a growing demand of walking sports e.g. walking football. Walking netball is a slower version of the game. It has been designed so that anyone can play regardless of age and fitness level and therefore offers opportunities for older adults to participate and enjoy.

The Saxon Shore area includes part of the coast; and the University of the Third Age (U3A) operate a Walking Netball programme in Swalecliffe. Outside of the summer holidays, when an outdoor facility is used, the programme is accommodated in a community hall, using a badminton court. Canterbury City Council provided the funding for two goalposts.

In addition, there is also unofficial Back to Netball sessions being held at Herne Bay High School that use both the indoor (winter) and outdoor facilities (summer).

Latent demand

Latent demand refers to potential demand; individuals who would like to participate within the sport but do not do so. This can be for a variety of reasons including a lack courts or appropriate facilities.

Pilgrims Netball Club reports that it does have enough junior players to set up a junior league but is restricted due to the limited facilities in Canterbury District. As such, it reports demand for access to additional outdoor courts for summer. Although this isn't quantified, this is likely to require a minimum four court facility.

CANTERBURY DISTRICT PLAYING PITCH STRATEGY

ASSESSMENT PITCH ASSESSMENT

Sport England's Market Segmentation Tool⁴⁷ enables an analysis of 'the percentage of adults that would like to participate in netball within the City but are not currently doing so'. The tool identifies latent demand of 547 people, 131 (23.9%) of which are within the segment 'Leanne – supportive singles'.

10.4: Supply and demand analysis

Whilst current supply and demand for netball courts appears low in Canterbury District, latent demand is expressed for access to suitable courts. This is currently inhibiting growth of the game and retention of some players in the District is difficult.

A local youth league should be established to provide junior participants with the opportunity to continue playing netball outside of school time. This could, potentially, come in the form of an East Kent Youth League that hosts matches on central venue basis, with the central venue rotating throughout the Area.

Consideration should be given to providing more courts or working with schools that don't currently allow community use to establish community access.

Netball summary

- ◀ In total, there are 20 outdoor netball courts located across seven sites in Canterbury District. All outdoor netball courts are located at education sites and although they are available for community use in some form albeit unused.
- ◀ Generally, schools are not used for community use. This can be due to variety of reasons, such as a lack of local demand for court usage, lack of floodlighting, high staff costs to enable community usage or a preference to preserve court quality for curricular use.
- ◀ Most courts are assessed as standard quality 12 (or 60%), seven are assessed as good quality (35%) and the remaining one (5%) is poor.
- ◀ There is one affiliated netball league in the Area, Canterbury & District Netball League. The league is mainly comprised of single team clubs although two clubs, Canterbury Academy of Netball and Pilgrims Netball Club do follow a traditional club structure with coaches and junior sections.
- ◀ There are junior teams in the District, however, a lack of a youth league means that participants in these teams are at a disadvantage when compared with those in neighbouring local authorities.
- ◀ An unofficial Back to Netball session takes place at St Lawrence Ground but is not recognised by England Netball as it does not fit within the framework.
- ◀ Latent demand to play netball in Canterbury District stands at 547 adults wishing to participate but do not do so currently. Work from England Netball and the District's two largest clubs would suggest that addressing latent demand will take a collaborative effort.
- ◀ Pilgrims Netball Club reports demand for access to additional outdoor courts for summer. Although this isn't quantified, this is likely to require a minimum four court facility.
- ◀ Access to additional outdoor courts to service summer youth netball is required in Canterbury District.

⁴⁷ See Appendix 2

CANTERBURY DISTRICT PLAYING PITCH STRATEGY

ASSESSMENT PITCH ASSESSMENT

PART 11: GOLF

11.1: Introduction

Golf is the fifth largest participation sport in the Country, with around 630,000 members belonging to one of 1,850 affiliated clubs and a further two million people playing golf independently outside of club membership.

Nationally, it is governed by England Golf. The role of the NGB includes providing competitions for all ages and abilities, identifying and developing the most talented golfers, maintaining a uniform system of handicapping, administering and applying the rules and introducing new golfers via its initiative 'get into golf'.

Since March 2017, England Golf solely oversees the Whole Sport Plan and receive golf's National Lottery grant under Sport England's strategy. England Golf's Whole Sport Plan identifies how England will achieve its vision of becoming 'the leading golf nation in the world by 2020' from grass roots through to elite level.

11.2: Supply

There are four golf clubs situated within Canterbury District, providing four courses:

- ◀ Broome Park Golf Club (one course)
- ◀ Canterbury Golf Club (one course)
- ◀ Chestfield Golf Club (one course)
- ◀ Whitstable & Seasalter Golf Club (one course)

In addition, Cave Hotel & Golf Resort (two courses) lies close to the Canterbury District boundary in neighbouring Swale authority but is also considered to service residents in Canterbury District.

All golf clubs in Canterbury District are available to both members and visitors (on a pay and play basis). Four of the five course operate in a traditional format, with Whitstable & Seasalter Golf Club the exception to this, providing a smaller more accessible club. The course at this site consists of nine holes over a distance of 2,650 yards.

Canterbury and Chestfield golf clubs are similar, offering 18 hole courses of 6,287 and 6,255 yards. Both course operate as standalone clubs with traditional clubhouses and membership structures and rules.

Cave and Broom Park golf clubs both operate with onsite hotels. Targeting tourists, these courses each offer 18 hole courses for both members and visitors, subject to green fees.

Course facilities

The range of facilities on offer varies between courses in Canterbury District. As mentioned, four of the five clubs offer traditional 18-hole courses and putting greens; the Cave Hotel & Golf Resort offering two courses and Whitstable & Seasalter Golf Club having a nine hole course.

The smaller, academy, course at Cave Hotel & Golf Resort provides users the opportunity to hone their short game, with a variety of hole lengths and hazards. This course is not considered to be a competition standard course.

Canterbury Golf Club provides the only driving range and lessons in the District; with none of the other clubs providing these offers.

Table 11.1: Summary of golf courses in Canterbury District

CANTERBURY DISTRICT PLAYING PITCH STRATEGY

ASSESSMENT PITCH ASSESSMENT

Course name	Number of holes	Par
Broome Park Golf Club	18	72
Canterbury Golf Club	18	71
Cave Hotel & Golf Resort (outside)	18	72
	9	27
Chestfield Golf Club	18	70
Whitstable & Seasalter Golf Club	9	33

Quality

All courses in Canterbury District are considered to be of good quality, with regular maintenance from full time greenkeepers.

Driving ranges

Broome Park Golf Club and Canterbury Golf Club both have been identified as having accessible driving ranges, with eight and 12 bays respectively. Driving ranges can provide an entry into the sport for some players.

Ancillary facilities

The provision of a clubhouse can often be key for golf clubs nationally as it can provide an income stream, not only from members but also through hiring the venue out for occasions (e.g. wedding receptions). All clubs have supporting ancillary facilities; with each having high quality, large clubhouses.

11.3: Demand

England Golf has seen a decline in affiliated golf club members in recent years, but this reflects the wider range of golfing options available, even to people who enjoy playing full-length courses.

More than more than four million people have played golf on a full-length course in the last 12 months, this is an increase on previous years and highlights a growing golf participation market. Other notable figures regarding golf club participation in the last 12 months suggest a large and growing market of new and existing golfers⁴⁸:

- ◀ 2.6 million have used driving ranges
- ◀ 2.1 million played a short course
- ◀ 3.7 million played pitch & putt
- ◀ 6.8 million have been to Adventure Golf facility

England Golf published the 'Raising Our Game' strategy in 2014. The document highlights the need for a strategy to enhance market understanding of current golf facilities, which is identified as one of the key considerations to increasing participation. To enable this, market segmentation has been created that is specific to golf, identifying that 24% of adults in England are potential players. This is made up of 9% current players, 8% lapsed players and 7% latent players and amounts to around 9.6 million people in total. The research also provides eight defined profiles and clearly identified behaviours, motivations and barriers within each one.

⁴⁸ Source: Sport MR

CANTERBURY DISTRICT PLAYING PITCH STRATEGY ASSESSMENT PITCH ASSESSMENT

Table 11.2: Summary of England Golf demand segmentation

Segment	Facilities mix and experience
1: Relaxed members	Prefers an 18 hole / 9 hole course, covered driving range, social clubhouse, affordable, convenient location.
2: Older traditionalists	Prefers a first class 18 hole course, coaching and facilities to improve game, social clubhouse, off peak membership.
3: Younger traditionalists	Prefers an 18 hole / 9 hole / par 3 courses, driving range, practice area, social clubhouse, convenient location.
4: Younger fanatics	Prefers an 18 hole / 9 hole / par 3 courses, driving range, practice area, affordable and flexible payment, pay and play, convenient location.
5: Late enthusiasts	Prefers a 9 hole / par 3 courses, covered driving range, affordable flexible membership, pay and play, other facilities (gym, swimming pool), convenient location.
6: Occasionals/time-pressed	Prefers an 18 hole / access to shorter courses, covered driving range, affordable/ flexible membership, pay and play.
7: Social couples	Prefers a 9 hole / par 3 course, covered driving range, social clubhouse, affordable, affordable/ flexible membership, pay and play.
8: Casual fun	Prefers a social clubhouse, shorter courses, mini golf, pitch and putt, pay and play, convenient location, covered driving range.

Clubs should consider these segmentations when seeking to increase membership as four of the segments fall outside of the traditionalist or fanatic categories; and therefore will require an alternative approach to recruit.

Clubs can request a report from England Golf, for a fee, which will then provide a statistical data engine that identifies golfing demand within a 20-minute drive time of each facility within England using the segments above. The tool highlights the dominant profiles within each catchment area and also within access to each course. This can then be used to predict likely demand for each type of facility and can support informed marketing, development and investment decisions whilst allowing providers to adapt their offer to cater for a range of different needs.

Latent demand

Sport England's Segmentation Tool enables analysis of 'the percentage of adults that would like to participate in golf but are not currently doing so'. The tool identifies latent demand of 4,197 people who would like to participate in the sport within Canterbury District. The most dominant segment is 'Philip – comfortable mid-life males' (19.6% or 824 people).

As seen in the table below, this is the highest amount of latent demand for the sport when compared to Canterbury District's neighbouring local authorities.

Table 11.3: Comparison of neighbouring local authorities latent demand

Neighboring local authorities	Latent demand of adults like to participate in golf but are not currently doing so
Ashford	3,250
Canterbury District	4,197
Dover	3,083
Swale	3,609
Thanet	3,550

Ways to Play

CANTERBURY DISTRICT PLAYING PITCH STRATEGY

ASSESSMENT PITCH ASSESSMENT

In partnership with England Golf, Ways to Play includes a broader range of golf opportunities than nine hole golf that Golf Express previously promoted. These include, but are not limited to Golf Sixes, nine hole golf, Footgolf, Adventure golf, pitch & putt and simulator play. None of the courses in Canterbury District currently participate in this initiative.

Footgolf

Footgolf is a relatively new activity that is played on a golf course using a football. The object of the game is to get the ball into the hole using only your feet in the fewest number of shots possible. It is governed by the UK Footgolf Association.

Nationally, there are currently 160 recognised golf courses that incorporate Footgolf, with many clubs recognising it as a chance to provide an income stream that can provide sustainability at a time when participation in the traditional game has decreased. None of the golf clubs in Canterbury District offer footgolf as a format; the nearest courses are located at Folkestone Sports Centre (Folkestone) and Unchurch River Valley Golf Course (Swale).

Get into Golf

Get into Golf is a national campaign, delivered locally, to inspire people to take up golf. The campaign is run by England Golf and is provided by local golf facilities and PGA professionals. Its purpose is to create awareness for the sport and opportunities for beginners by providing support and low-cost activities including:

- ◀ Taster sessions
- ◀ Beginner courses
- ◀ Learn golf in a day
- ◀ Improvers courses

All of the clubs in Canterbury District take part in this initiative.

11.4: Supply and demand analysis

The overall picture suggests that there is substantial demand for golf within Canterbury District meaning each course should be protected together with accompanying facilities such as driving ranges. Further to this, clubs should be supported to maximise their usage throughout the week.

Canterbury District's supply of facilities does meet all segments of golf demand. Further developing the sites should be explored, enabling clubs to provide more than a standard 18-hole and nine hole courses, enabling different playing formats through Ways to Play such as Footgolf, which can attract a wider range of demand; however, this is down to each club's prerogative regarding their chosen target market.

Although there appears to be some capacity to grow membership, it is unclear the extent to which existing this capacity can accommodate potential demand that might be generated from diversifying playing formats. As such, this should be further monitored over the next couple of years to fully determine any requirements for new provision.

CANTERBURY DISTRICT PLAYING PITCH STRATEGY ASSESSMENT PITCH ASSESSMENT

Golf summary

- ◀ There are four golf clubs situated within Canterbury District, providing four courses.
- ◀ Three golf clubs in the District are owned and operated by members. The other is owned by hotels.
- ◀ Four courses offer 18-hole courses and a nine hole course at Whitstable & Seasalter Golf Club.
- ◀ Cave Hotel & Golf Resort (outside) also serves the area, providing two courses (18-hole and academy course).
- ◀ All courses and supporting ancillary facilities are considered to be good quality. The overall picture suggests that there is demand for golf within Canterbury District, meaning each course should be protected. Further to this, clubs should be supported to maximise their usage throughout the week.
- ◀ Potential spare capacity should be monitored, particularly in respect of accommodating different playing formats to fully determine any requirements for new provision.

CANTERBURY DISTRICT PLAYING PITCH STRATEGY

ASSESSMENT PITCH ASSESSMENT

PART 12: OTHER SPORTS

Rounders

The Beverley Meadow in Canterbury District is home to an East Kent Rounders League (that has been going for about five or six years). Most teams in the league operate as teams rather than as clubs. The site is not officially marked out with rounders pitches, but it attracts between eight and ten teams each year. There is also a separate league that takes place in Thanet authority concurrently.

American football

Formed in 2005, the East Kent Mavericks is the only community American football club currently operating within Canterbury District. The Club currently has a senior men's team competing in Division 1 of the British American Football League and two junior teams (U19 and U17). It is understood that the Club aspires to establish a third junior team at either U14 or U16 age level to extend the pathway and increase participation. This can be accommodated on existing provision that they access as identified below.

All match demand is accommodated at Simon Langton School on a full size 3G pitch, on Sundays. Training demand for the senior team also takes place on the 3G pitch at Simon Langton School, but junior training is accommodated at Kingsmead Leisure Centre from January to September.

The Club has a history of success providing three players to the Great Britain junior team, three players to the Great Britain university team and four trophy wins in its short history.

In addition to East Kent Mavericks, it is understood that both Canterbury Christ Church University (Chargers) and University of Kent (Falcons) offer American football teams for student participation. These teams compete in regional BUCS leagues on Wednesday afternoons, either on 3G (University of Kent) or rugby pitches (Canterbury Christ Church University).

Lacrosse

Canterbury City Lacrosse Club is the District's only community lacrosse club. Playing out of Simon Langton School, the Club utilise grass pitches for matches and the 3G pitch on site for midweek training demand.

In addition to this, both Canterbury Christ Church University and University of Kent offer students the opportunity to participate in lacrosse; with a football pitch at Stodmarsh Playing Fields overmarked with lacrosse as and when required.

Coastal provision

The District's coastline provides a unique opportunity for range of outdoor sports facilities, with water sports being one of the most popular outdoor activities but also a variety of provision for active recreational activities such as walking and cycling.

The varied coastline around Canterbury District offers scenic coastal cycle routes, catering for both cyclists and walkers. All routes are well signposted and vary in length:

- ◀ Crab & Winkle Way: (8 miles)
- ◀ The Viking Coastal Trail: (27 miles)
- ◀ Oyster Bay Trail: (8 miles)

CANTERBURY DISTRICT PLAYING PITCH STRATEGY ASSESSMENT PITCH ASSESSMENT

In addition to above, there are a range of coastal parks/recreation grounds such as Herne Bay Coastal Park and Hampton Pier Recreation Ground which provide opportunity for informal recreation activities such as ball courts, children's play areas together with walking and rambling trails.

In terms of more formal facilities making use of the coast, there is one multi sports facility (Oyster Coast Water sports), five sailing clubs, one rowing club, two canoeing clubs and one kiteboarding club with built facilities. All but one of these facilities, is located on the coast:

- ◀ Hampton Pier Yacht Club
- ◀ Herne Bay Amateur Rowing Club
- ◀ Herne Bay Sailing Club
- ◀ Aquilo Kiteboarding School
- ◀ Tankerton Bay Sailing Club
- ◀ Whitstable Canoe Club
- ◀ Oyster Coast Water sports
- ◀ Whitstable Yacht Club
- ◀ Seasalter Sailing Club
- ◀ Canoe Wild

Please refer to the Built Sports Facilities Assessment for greater detail on these facilities. However, the following provides a summary of the key findings:

Facility type	Water sports	
Elements	Assessment findings	Specific facility needs
Quantity	There is one multi water sports facility, five sailing clubs, one rowing club, two canoe clubs and one kiteboarding club.	Provide general support for clubs looking to maintain and renew facilities.
Quality	In general, the quality of the offer is good with a range of boats, clubhouses and ancillary facilities.	
Accessibility	The whole resident population of Canterbury District is within 20 minutes' drive time of a water sports club	
Availability (Management and usage)	Clubs are in a position to accept new members, with come and try sessions being either free or low cost in the first instance. A wide range of different water sports activities is available in Canterbury District. There is opportunity across a range of water-based activities, which allows families and young people the chance to experience them, without having to go to the expense of buying necessary equipment.	
Strategic Summary	Support the clubs to drive up participation and continue to offer a range of water sports. Maintain the current facilities and ensure they are viable in the longer term.	

Beach volleyball

Beach Volleyball is one of the world's most popular team sports. Although there are no beach volleyball clubs located in Canterbury District there is a beach volleyball area in Victoria Recreation Ground which was previously used during the 2012 Olympics as the neighbouring Canterbury High School was a training camp. The closet costal beach volleyball facility is located in Margate in Thanet authority.

CANTERBURY DISTRICT PLAYING PITCH STRATEGY ASSESSMENT PITCH ASSESSMENT

The beach volleyball court on Margate Beach is one of only a few facilities of its type in the UK. It is operated by Motiv8 Sports and is available to clubs, individuals or day visitors to hire and is open from the June to September. It also previously accommodated the Margate Masters; an event featured on the Volleyball England Beach Tour and was last held in 2016. Demand for beach volleyball in Canterbury District appears to be limited and as such it is determined that provision at Margate Beach coupled with provision in Victoria Recreation Ground can adequately accommodate current demand for beach volleyball from Canterbury District.

Other sports summary

- ◀ Rounders is played at Beverley Meadow and is home to an East Kent Rounders League.
- ◀ East Kent Mavericks is the only community American football club currently operating within Canterbury District and plays at Simon Langton School. It is understood that the Club aspires to establish a third junior team at either U14 or U16 age level to extend the pathway and increase participation.
- ◀ There is adequate supply of provision to cater for the needs of American football in Canterbury District.
- ◀ Canterbury City Lacrosse Club is the District's only community lacrosse club and also plays out of Simon Langton School.
- ◀ There is adequate supply of provision to cater for the needs of lacrosse in Canterbury District.
- ◀ In terms of formal facilities making use of the coast, there is one multi sports facility (Oyster Coast Water sports), five sailing clubs, one rowing club, two canoe clubs and one kiteboarding club with built facilities.
- ◀ In general, the quality of the offer is good with a range of boats, clubhouses and ancillary facilities and the whole resident population of Canterbury District is within 20 minutes' drive time of a water sports club.
- ◀ Demand for beach volleyball in Canterbury District appears to be limited and as such it is determined that provision at Margate Beach coupled with provision in Victoria Recreation Ground can adequately accommodate current demand for beach volleyball from Canterbury District.

CANTERBURY DISTRICT PLAYING PITCH STRATEGY

ASSESSMENT PITCH ASSESSMENT

APPENDIX 1: SPORTING CONTEXT

The following section outlines a series of national, regional and local policies pertaining to the study and which will have an important influence on the Strategy.

National context

The provision of high quality and accessible community outdoor sports facilities at a local level is a key requirement for achieving the targets set out by the Government and Sport England. It is vital that this strategy is cognisant of and works towards these targets in addition to local priorities and plans.

Department of Media Culture and Sport Sporting Future: A New Strategy for an Active Nation (2015)

The Government published its strategy for sport in December 2015. This strategy confirms the recognition and understanding that sport makes a positive difference through broader means and that it will help the sector to deliver five simple but fundamental outcomes: physical health, mental health, individual development, social and community development and economic development. In order to measure its success in producing outputs which accord with these aims it has also adopted a series of 23 performance indicators under eight key headings, as follows:

- ◀ More people taking part in sport and physical activity.
- ◀ More people volunteering in sport.
- ◀ More people experiencing live sport.
- ◀ Maximising international sporting success.
- ◀ Maximising domestic sporting success.
- ◀ A more productive sport sector.
- ◀ A more financially and organisationally sustainable sport sector.
- ◀ A more responsible sport sector.

Sport England: Towards an Active Nation (2016-2021)

Sport England's five year strategy 'Towards an Active Nation' aims to target the 28% of people who do less than 30 minutes of exercise each week and will focus on the least active groups; typically women, the disabled and people from lower socio-economic backgrounds.

Sport England will invest up to £30m on a plan to increase the number of volunteers in grassroots sport. Emphasis will be on working with a larger range of partners with less money being directed towards National Governing Bodies.

The Strategy will help deliver against the five health, social and economic outcomes set out in the Government's Sporting Future strategy.

- ◀ Physical Wellbeing
- ◀ Mental Wellbeing
- ◀ Individual Development
- ◀ Social & Community Development
- ◀ Economic Development

CANTERBURY DISTRICT PLAYING PITCH STRATEGY

ASSESSMENT PITCH ASSESSMENT

National Planning Policy Framework (2019)

The National Planning Policy Framework (NPPF) sets out planning policies for England. It details how these changes are expected to be applied to the planning system. It also provides a framework for local people and their councils to produce distinct local and neighbourhood plans, reflecting the needs and priorities of local communities.

The NPPF states the purpose of the planning system is to contribute to the achievement of sustainable development. It identifies that the planning system needs to focus on three themes of sustainable development: economic, social and environmental. A presumption in favour of sustainable development is a key aspect for any plan-making and decision-taking processes. In relation to plan-making the NPPF sets out that Local Plans should meet objectively assessed needs.

The 'promoting healthy communities' theme identifies that planning policies should be based on robust and up-to-date assessments of the needs for open space, sports and recreation facilities and opportunities for new provision. Specific needs and quantitative or qualitative deficiencies or surpluses in local areas should also be identified. This information should be used to inform what provision is required in an area.

As a prerequisite the NPPF states existing open space, sports and recreation buildings and land, including playing fields, should not be built on unless:

- ◀ An assessment has been undertaken, which has clearly shown that the open space, buildings or land is surplus to requirements.
- ◀ The loss resulting from the proposed development would be replaced by equivalent or better provision in terms of quantity and quality in a suitable location.
- ◀ The development is for alternative sports and recreational provision, the needs for which clearly outweigh the loss.

In order for planning policies to be 'sound' local authorities are required to carry out a robust assessment of need for open space, sport and recreation facilities.

The FA National Football Facilities Strategy (2018-28)

The Football Association's (FA) National Football Facilities Strategy (NFFS) provides a strategic framework that sets out key priorities and targets for the national game (i.e., football) over a ten-year period.

The Strategy sets out shared aims and objectives it aims to deliver on in conjunction with The Premier League, Sport England and the Government, to be delivered with support of the Football Foundation.

These stakeholders have clearly identified the aspirations for football to contribute directly to nationally important social and health priorities. Alongside this, the strategy is clear that traditional, affiliated football remains an important priority and a core component of the game, whilst recognising and supporting the more informal environments used for the community and recreational game.

Its vision is: *"Within 10 years we aim to deliver great football facilities, wherever they are needed"*

CANTERBURY DISTRICT PLAYING PITCH STRATEGY ASSESSMENT PITCH ASSESSMENT

£1.3 billion has been spent by football and Government since 2000 to enhance existing football facilities and build new ones. However, more is needed if football and Government's shared objectives for participation, individual well-being and community cohesion are to be achieved. Nationally, direct investment will be increased – initially to £69 million per annum from football and Government (a 15% increase on recent years).

The NFFS investment priorities can be broadly grouped into six areas, recognising the need to grow the game, support existing players and better understand the different football environments:

- ◀ **Improve 20,000 Natural Turf pitches**, with a focus on addressing drop off due to a poor playing experience;
- ◀ **Deliver 1,000 3G AGP 'equivalents'** (mix of full size and small sided provision, including MUGAs - small sided facilities are likely to have a key role in smaller / rural communities and encouraging multi-sport offers), enhancing the quality of playing experience and supporting a sustainable approach to grass roots provision;
- ◀ **Deliver 1,000 changing pavilions/clubhouses**, linked to multi-pitch or hub sites, supporting growth (particularly in women and girls football), sustainability and providing a facility infrastructure to underpin investment in coaching, officials and football development;
- ◀ **Support access to flexible indoor spaces**, including equipment and court markings, to support growth in futsal, walking football and to support the education and skills outcomes, exploiting opportunities for football to positively impact on personal and social outcomes for young people in particular;
- ◀ **Refurbish existing stock to maintain current provision**, recognising the need to address historic under-investment and issues with refurbishment of existing facilities;
- ◀ **Support testing of technology and innovation**, building on customer insight to deliver hubs for innovation, testing and development of the game.

Local Football Facility Plans

To support in delivery of the NFFS, The FA has commissioned a national project. Over the next two years to 2020, a Local Football Facility Plan (LFFP) will be produced for every local authority across England. Each plan will be unique to its area as well as being diverse in its representation, including currently underrepresented communities.

Identifying strategic priorities for football facilities across the formal, recreational and informal game, LFFPs will establish a ten-year vision for football facilities that aims to transform the playing pitch stock in a sustainable way. They will identify key projects to be delivered and act as an investment portfolio for projects that require funding. As such, around 90% of all will be identified via LFFPs. LFFPs will guide the allocation of 90% of national football investment (The FA, Premier League and DCMS) and forge stronger partnerships with local stakeholders to develop key sites. This, together with local match-funding will deliver over one billion pounds of investment into football facilities over the next 10-years.

It is important to recognise that a LFFP is an investment portfolio of priority projects for potential investment - it is not a detailed supply and demand analysis of all pitch provision in a local area. Therefore, it cannot be used as a replacement for a Playing Pitch Strategy (PPS) and it will not be accepted as an evidence base for site change of use or disposal.

A LFFP will; however, build on available/existing local evidence and strategic plans and may adopt relevant actions from a PPS and/or complement these with additional investment priorities.

CANTERBURY DISTRICT PLAYING PITCH STRATEGY

ASSESSMENT PITCH ASSESSMENT

The FA: National Game Strategy (2018-2021)

The FA launched its new National Game Strategy in July 2018 which aims to inspire a life-long journey in football for all. To achieve this, the strategy will focus on five key aspects of the game:

- ◀ A high quality introduction to football
- ◀ Developing clubs and leagues
- ◀ Embrace all formats of football and engage all participants
- ◀ Recruit, develop and support the workforce
- ◀ Develop sustainable facilities

Through these five pillars, The FA's objectives are to:

- ◀ Increase the number of male affiliated and recreational players by 10%.
- ◀ Double the number of female affiliated and recreational players via a growth of 75%.
- ◀ Increase the number of disability affiliated and recreational players by 30%.
- ◀ Ensure affiliated Futsal is available across the country in order to increase the number of Futsal affiliated and recreational players.

The sustainable football facilities should provide support to an agreed portfolio of priority projects that meet National Football Facility Strategy (NFFS) investment priorities.

England and Wales Cricket Board (ECB) Cricket Unleashed 5 Year Plan (2016-2021)

The England and Wales Cricket Board unveiled a new strategic five-year plan in 2016 (available at <http://www.cricketunleashed.com>). Its success will be measured by the number of people who play, follow or support the whole game.

The plan sets out five important headline elements and each of their key focuses, these are:

- ◀ ***More Play*** – make the game more accessible and inspire the next generation of players, coaches, officials and volunteers. Focus on:
 - *Clubs and leagues*
 - *Kids*
 - *Communities*
 - *Casual*
- ◀ ***Great Teams*** – deliver winning teams who inspire and excite through on-field performance and off-field behaviour. Focus on:
 - *Pathway*
 - *Support*
 - *Elite Teams*
 - *England Teams*
- ◀ ***Inspired Fans*** – put the fan at the heart of our game to improve and personalise the cricket experience for all. Focus on:
 - *Fan focus*
 - *New audiences*
 - *Global stage*
 - *Broadcast and digital*
- ◀ ***Good Governance and Social Responsibility*** – make decisions in the best interests of the game and use the power of cricket to make a positive difference. Focus on:
 - *Integrity*
 - *Community programmes*
 - *Our environments*
 - *One plan*
- ◀ ***Strong Finance and Operations*** – increase the game's revenues, invest our resources wisely and administer responsibly to secure the growth of the game. Focus on:

CANTERBURY DISTRICT PLAYING PITCH STRATEGY ASSESSMENT PITCH ASSESSMENT

- *People*
- *Revenue and reach*
- *Insight*
- *Operations*

The Rugby Football Union Strategic Plan (2017-2021)

The RFU has released its new strategic vision for rugby in England. The strategy is based on four main elements which are; Protect, Engage, Grow and Win. It covers all elements of rugby union ranging from elite rugby to grassroots, although the general relevancy to the PPS is centred around growing the game.

The RFU exists to promote and develop rugby union in England and ensure the long-term sustainability of clubs by growing player numbers and retaining them across all age groups. Responding to wider market influences, work will continue on developing new ways to take part in all forms of the game, without comprising the sports traditions. This will ensure a lasting legacy from elite success by attracting new players and encouraging current male and female adult players to play.

The four key aims to ensure long term sustainability are to:

- ◀ Improve player transition from age grade to adult 15-a-side rugby
- ◀ Expand places to play through Artificial Grass Pitches (AGPs)
- ◀ Engage new communities in rugby
- ◀ Create a community 7's offering

England Hockey (EH) - A Nation Where Hockey Matters 2013

The vision is for England to be a 'Nation Where Hockey Matters'. We know that delivering success on the international stage stimulates the nation's pride in their hockey team and, with the right events in place, we will attract interest from spectators, sponsors and broadcasters alike. The visibility that comes from our success and our occasions will inspire young people and adults to follow in the footsteps of their heroes and, if the right opportunities are there to meet their needs, they will play hockey and enjoy wonderful experiences.

Underpinning all this is the infrastructure which makes our sport function. We know the importance of our volunteers, coaches, officials, clubs and facilities. The more inspirational our people can be, the more progressive we can be and the more befitting our facilities can be, the more we will achieve for our sport. England Hockey will enable this to happen and we are passionate about our role within the sport. We will lead, support, counsel, focus and motivate the Hockey Nation and work tirelessly towards our vision.

As a governing body, we want to have a recognisable presence to participants of the game, be that through club or association website or their communications, or through the work of the many outstanding coaches in our game, so that players understand that their club is part of a wider team working together to a common goal. The core objectives are as follows:

1. Grow our Participation
2. Deliver International Success
3. Increase our Visibility
4. Enhance our Infrastructure
5. For England Hockey to be proud and respected custodians of the sport

CANTERBURY DISTRICT PLAYING PITCH STRATEGY

ASSESSMENT PITCH ASSESSMENT

Club participation

Our club market is well structured and clubs are required to affiliate to England Hockey to play in community leagues. As a result only relatively few occasional teams lie outside our affiliation structure. Schools and Universities are the other two areas where significant hockey is played.

Hockey is clearly benefiting from a double Olympic legacy. After Great Britain's women won bronze in front of a home crowd in London in 2012 the numbers of young girls playing the sport doubled and a historic gold in Rio 2016 saw more than 10,000 players promptly joining clubs. These triumphs have inspired the nation to get active and play hockey. Thanks to the outstanding work of the network of clubs across the country, England Hockey has seen unprecedented growth at both ends of the age range. There has been an 80% increase in the number of boys and girls in clubs, as well as a 54% increase in players over the age of 46.

Hockey clubs have reaped the rewards of the improved profile of the sport, focussing on a link with schools to provide excellent opportunities for young players. Programmes such as Quick sticks – a small-sided version of hockey for 7-11 year olds – in Primary Schools have been hugely successful in allowing new players to take part in the sport from an early age. The growth in the sport since the eve of London 2012 has been seen across the country, examples being a 110% increase in under 16s club participation in London, and a 111% growth in the North West in the same age bracket.

England Hockey Strategy

England Hockey's Facilities Strategy can be found [here](#).

Vision: For every hockey club in England to have appropriate and sustainable facilities that provide excellent experiences for players.

Mission: More, Better, Happier Players with access to appropriate and sustainable facilities

The 3 main objectives of the facilities strategy are:

1. PROTECT: To conserve the existing hockey provision

- There are currently over 800 pitches that are used by hockey clubs (club, school, universities) across the country. It is important to retain the current provision where appropriate to ensure that hockey is maintained across the country.

2. IMPROVE: To improve the existing facilities stock (physically and administratively)

- The current facilities stock is ageing and there needs to be strategic investment into refurbishing the pitches and ancillary facilities. England Hockey works to provide more support for clubs to obtain better agreements with facilities providers & education around owning an asset.

3. DEVELOP: To strategically build new hockey facilities where there is an identified need and ability to deliver and maintain. This might include consolidating hockey provision in a local area where appropriate.

England Hockey has identified key areas across the country where there is a lack of suitable hockey provision and there is a need for additional pitches, suitable for hockey. There is an identified demand for multi pitches in the right places to consolidate hockey and allow clubs to have all of their provision catered for at one site.

CANTERBURY DISTRICT PLAYING PITCH STRATEGY ASSESSMENT PITCH ASSESSMENT

CANTERBURY DISTRICT PLAYING PITCH STRATEGY

ASSESSMENT PITCH ASSESSMENT

British Tennis Strategy 2019

The new LTA Strategy includes seven strategies relating to three objectives which are built around the following vision and mission:

Vision: tennis opened up

Mission: to grow tennis by making it relevant, accessible, welcoming and enjoyable

Objectives

- ◀ Increase the number of fans on our database from 623,602 to 1,000,000 by 2023.
- ◀ More people playing more often:
 - ◀ Increase the number of adults playing tennis each year and the frequency of adults playing tennis twice a month by 2023.
 - ◀ The number of children playing tennis.
- ◀ Enable five new players to break into the top 100 by 2023 and inspire the tennis audience.

Strategies

1. Visibility - Broaden relevance and increase visibility of tennis all year round to build engagement and participation with fans and players.
2. Innovation - Innovate in the delivery of tennis to widen its appeal.
3. Investment - Support community facilities and schools to increase the opportunities to play
4. Accessibility - Make the customer journey to playing tennis easier and more accessible for anyone
5. Engagement - Engage and collaborate with everyone involved in delivering tennis in Britain, particularly coaches and volunteers to attract and maintain more people in the game.
6. Performance - Create a pathway for British champions that nurtures a diverse team of players, people and leaders.
7. Leadership - Lead tennis in Britain to the highest standard so it is a safe, welcoming, well-run sport.

LTA acility Loans Programme

In addition to the initiatives listed above, - The facility loan scheme provides loans up to £250,000 to help venues deliver projects that will grow the number of people playing tennis. This scheme is part of our mission to grow tennis by making it relevant, accessible, welcoming and enjoyable. To attract new players within local communities it is critical that there is access to quality all year round facilities and therefore the LTA will prioritise investment into low cost indoor structures and floodlights more information can be [found here](#)

Bowls England: Strategic Plan 2014-2017

Although the Plan is currently being updated, this version remains the most up to date available. Bowls England will provide strong leadership and work with its stakeholders to support the development of the sport of bowls in England for this and future generations.

The overall vision of Bowls England is to:

- ◀ Promote the sport of outdoor flat green bowls.
- ◀ Recruit new participants to the sport of outdoor flat green bowls.
- ◀ Retain current and future participants within the sport of flat green bowls.

CANTERBURY DISTRICT PLAYING PITCH STRATEGY ASSESSMENT PITCH ASSESSMENT

In order to ensure that this vision is achieved, ten key performance targets have been created, which will underpin the work of Bowls England up until 31st March 2017.

- ◀ 115,000 individual affiliated members.
- ◀ 1,500 registered coaches.
- ◀ Increase total National Championship entries by 10%.
- ◀ Increase total national competition entries by 10%.
- ◀ Medal places achieved in 50% of events at the 2016 World Championships.
- ◀ 35 county development plans in place and operational.
- ◀ County development officer appointed by each county association.
- ◀ National membership scheme implemented with 100% uptake by county associations.
- ◀ Secure administrative base for 1st April 2017.
- ◀ Commercial income to increase by 20%.

Despite a recent fall in affiliated members, and a decline in entries into National Championships over the last five years, Bowls England believes that these aims will be attained by following core values. The intention is to:

- ◀ Be progressive.
- ◀ Offer opportunities to participate at national and international level.
- ◀ Work to raise the profile of the sport in support of recruitment and retention.
- ◀ Lead the sport.
- ◀ Support clubs and county associations.

England Athletics Facility Strategy (2018 – 2025)

The purpose of this document is to set out our long term vision for athletics facilities in England. Facilities form a vital component of the overall England Athletics strategy.

The development, protection and enhancement of facilities will support our strategic plan and help England Athletics contribute to the delivery of the Department for Culture, Media and Sport's Sporting Futures: A New Strategy for Sport and Sport England's strategy Towards an Active Nation. Appropriate facilities help to attract and inspire new participants and provide the foundation and focus for a significant proportion of the England Athletics family.

The England Athletics Strategic Plan notes that the sport increasingly needs to become financially sustainable and that a business-like and innovative approach is a vital component of its future success. Facilities are fundamental, but they are also expensive to create and to maintain. The sport therefore faces a significant challenge to develop, improve and maintain facilities, most of which are currently operated and funded by third parties.

This strategy sets out a challenge to all those involved with the delivery of the sport to be innovative and business like in the operation and development of facilities at a time of financial challenge, as it aims "To create an innovative and inspiring network of sustainable athletic facilities, with the capacity to meet both current and future demand across England".

UK Athletics Facilities Strategy (2014-2019)

Facilities are essential to attracting, retaining and developing athletes of the future. Having the right facilities in the right place will be crucial in meeting growing demand, increasing participation in physical activity and athletics, improving the health of the nation and supporting a new generation of athletes in clubs and schools through to national and world class level.

CANTERBURY DISTRICT PLAYING PITCH STRATEGY ASSESSMENT PITCH ASSESSMENT

UKA and the Home Country Athletics Federations (HCAFs) recognise the challenges faced by facility owners and venue operators, and the 5 year Facility Strategy (2014-2019) uses a Track & Field facility model designed to support a sustainable UK network of development, training and competition venues that meet Home Country needs aligned to UKA's Athlete/Participant Development Model. In addition to Track and Field provision, UKA recognises the huge amount of club activity that takes place on roads, paths and trails and the strategy also maps out a plan for future "running" facilities.

The strategy does not seek to identify priority facilities, clubs or geographical areas. Instead, it provides the direction and guidance that will enable the four Home Country Athletics Federations (England Athletics, Athletics Northern Ireland, Scottish Athletics and Welsh Athletics) to establish their own priorities and deliver the principles of the UKA Facilities Strategy within their own national context.

Key outcomes:

- ◀ Increased participation across all athletics disciplines
- ◀ Increased club membership by providing facilities that support a participation pathway from novice through to club member
- ◀ Increased talent pool
- ◀ Long term improvement in the development of athletes of all ages and abilities
- ◀ Securing the long term future of existing facilities
- ◀ More attractive and inspiring facilities for existing and potential athletes
- ◀ Improving the athletics experience for all participants
- ◀ Improved relationships and interactions between stakeholders, particularly clubs and facility operators

England Netball - Your Game, Your Way

England Netball is undergoing a period of review and reflection in preparation of a new Strategy for the growth and development of the Game beyond 'Your Game Your Way', the current Strategy which comes to an end in 2020.

Its mission is for netball to be played in a diverse range of ideal environments that inspire and enable participation, growth and world class performance. It is to achieve this mission through directing tailored programmes to each of its segments of participation, which are:

- ◀ Minis, returners, adult casual, youth social and recreational
- ◀ I Heart Netballers
- ◀ Hooked on netball
- ◀ Aspiring to perform
- ◀ Elite and high performance, aspiring to perform
- ◀ Talented youth and developing excellence

Growing the Game of Golf in England (2017-2021)

In 2014, England Golf developed its first national strategy to help golf in England rise to some serious challenges. Membership was declining, many clubs were facing financial and business problems and the perception of the game was proving damaging. As such, it decided to set out recommendations for actions that would help "raise the game". The 2014 strategy helped achieve the following:

- ◀ 427,111 people being introduced to golf for the first time.
- ◀ 31,913 new members for England's golf clubs from national initiatives.
- ◀ Over £25 million generated for golf clubs through new members.
- ◀ Four counties to merge their men's and women's unions associations.
- ◀ Support for 15,200 national, regional and county squad players.

CANTERBURY DISTRICT PLAYING PITCH STRATEGY ASSESSMENT PITCH ASSESSMENT

- ◀ Over 150 championships and events organised across the country.

Following the above strategy, England Golf is now setting out to “grow the game” of golf through seven strategic objectives. Developed in consultation with the golfing community, six of these are developed from the previous work in 2014, whilst one (being customer focussed) is brand new and intends on boosting the impact of them all.

The objectives are:

- ◀ Being customer focussed
- ◀ Stronger counties and club
- ◀ Excellent governance
- ◀ Improve image
- ◀ More members and players
- ◀ Outstanding championships, competitions and events
- ◀ Winning golfers